



مذكرة تفاهم الرياض للرقابة والتفتيش على السفن

RIYADH MEMORANDUM OF UNDERSTANDING
ON PORT STATE CONTROL



ANNUAL REPORT 2023



مذكرة تفاهم الرياض

للمراقبة والتفتيش على السفن

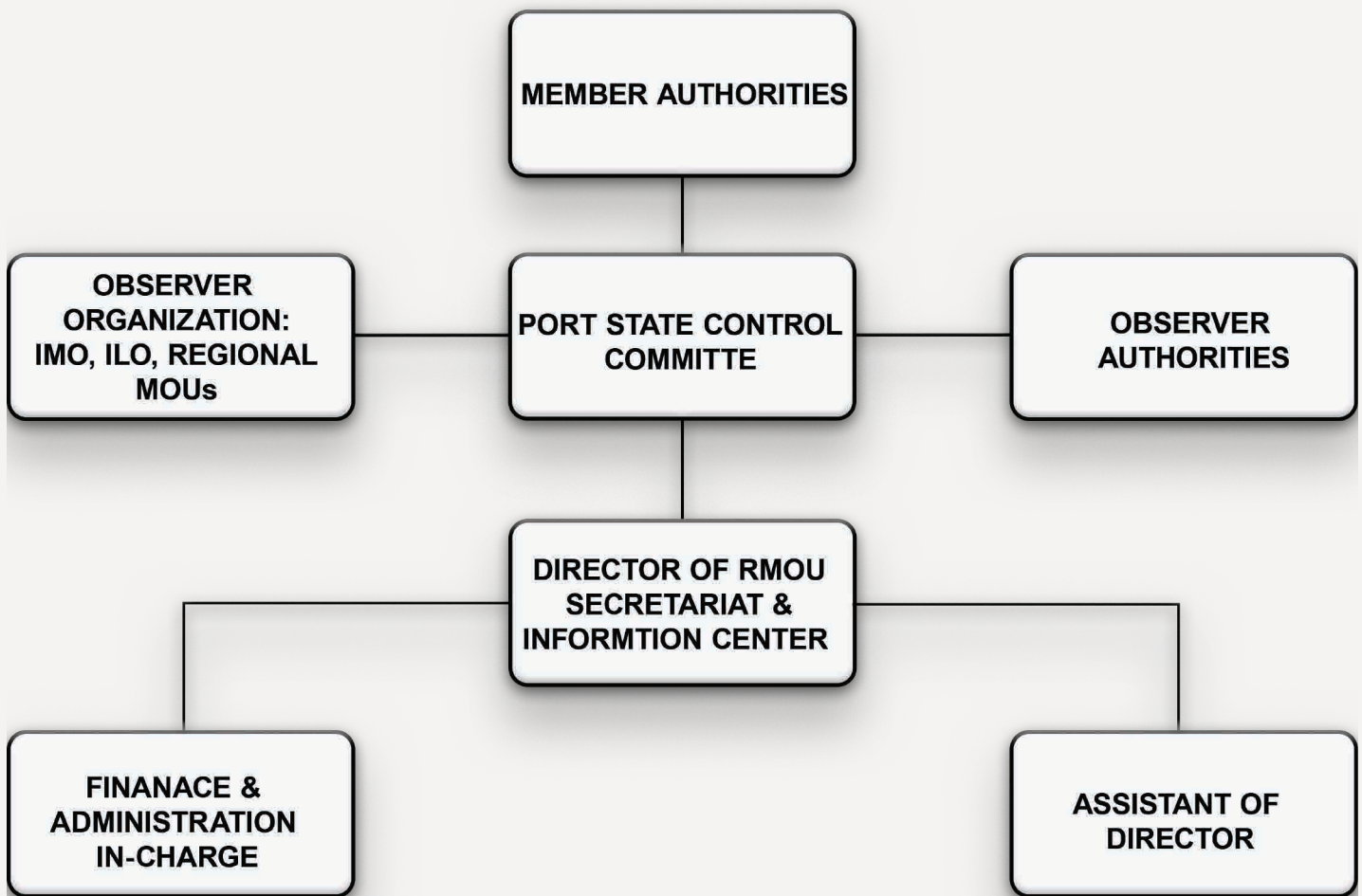
RIYADH MEMORANDUM OF UNDERSTANDING

ON PORT STATE CONTROL

CONTENT

Organizational Chart of Riyadh Memorandum of Understanding	4
Chairman & Director Message	5
Introduction	7
Riyadh MoU Committee	8
Training Workshops Organized by Riyadh MoU	9
Statistics	10
Summary of Deficiencies	13
Detail of Inspections, Deficiencies & Detention per Flag	14
Inspection Data per Ship Type	17
Inspection Details by Classification	18
CIC Report	20
Riyadh MoU Member Authorities	21

ORGANIZATIONAL CHART OF RIYADH MEMORANDUM OF UNDERSTANDING



P.O BOX 1887, PC 114 HAYY AL MINA - SULTANATE OF OMAN



dsecretariat@riyadhmu.org



+968 - 24788992



www.riyadhmu.org

CHAIRMAN & DIRECTOR MESSAGE

It is our great pleasure to present the 2023 annual report of the Riyadh Memorandum of Understanding on port State control.

One of the most important events that occurred during 2023 was the refurbishment of Riyadh MoU website, committee approved the upgrade of Riyadh ship Information System (RSIS), the launch of RSIS iOS mobile application and the data exchange with GISIS (IMO) was completed.

This annual report provides the overview of port State control activities and developments in Riyadh MoU in 2023. The report also includes port State control statistics and analysis on the results of inspections carried out by member Authorities during the year.

Another great year for Riyadh MoU as we witnessed a 7.06% increase in the number of inspections and a 12% increase in number of inspections with deficiencies in comparison to 2022. A total of 3,926 inspections were reported in RSIS during 2023 out of which 1,250 inspections had deficiencies.

An achievement that needs to be pointed out and that is the resume of inspections in the authority of Kuwait. As in 2023, Kuwait had reported 61 inspections and that is an increase of 52.46% in comparison to the number of inspections reported in the last sixteen years combined.

Below is a brief on statistics for 2023:

1. 7.06% increase in the number of inspections conducted by all six member authorities of Riyadh MoU as the total number of inspections for 2023 were 3,926 in comparison to 3,649 inspections of the previous year.
2. 12% increase in the number of inspections with deficiencies, from 1,100 in 2022 to 1,250 in 2023.
3. Riyadh MoU had recorded 34 detentions in 2023 resulting in a 5.56% drop compared to 2022.
4. For the second consecutive year, Riyadh MoU had witnessed the highest recording of number of deficiencies since its establishment with 4,899 deficiencies. A 2.48% increase in comparison to the total number of deficiencies recorded in 2022 (4792 deficiencies) and a 43.47% increase in total number of deficiencies recorded in 2021 (2,778 deficiencies).
5. The authority of Oman (50%), Bahrain (46.81%), and United Arab Emirates (39.84%) have achieved the agreed of 35% ratio in total number of inspections with deficiencies.

CHAIRMAN & DIRECTOR MESSAGE

6. Saudi Arabia authority is still leading the member authorities with 2,084 inspections in 2023, followed by United Arab Emirates (1,378), Qatar (234), Oman (122), Kuwait (61) & Bahrain (47).
7. The highest number of inspections occurred in May with 382 inspections recorded and the lowest inspection took place in April with a total of 282 inspections.
8. Fire Safety is leading the major categories of deficiencies with 664 deficiencies followed by Propulsion and Auxiliary Machinery 628 deficiencies and Working and Living Conditions - Working Conditions with 463 deficiencies.

Finally, we would like to extend our sincere thanks to the Port State Control Committee, member Authorities and all PSC officers for their devoted efforts made, the valuable cooperation rendered, and the respectable work done, which demonstrate the strong potential and enduring driver for the development and achievement of Riyadh MoU.

Capt. Yousef Mohammed Alhosan
Chairman



Eng. Mohammed bin Shaban Al Zadjali
Director



INTRODUCTION

Since, the establishment of the port State control in this Region, the Riyadh Memorandum of Understanding on port State control (Riyadh MoU) was signed in June 2004 in Riyadh, Kingdom of Saudi Arabia by six GCC member States (United Arab Emirates, Kingdom of Bahrain, Kingdom of Saudi Arabia, Sultanate of Oman, State of Qatar and the State of Kuwait).

The annual report of Riyadh MoU on port State control is published under the auspices of the Port State Control Committee of the Riyadh Memorandum of Understanding on port State control.

This 2023 annual report covers port State control activities, and the main objective of Riyadh MoU and other regional MoUs is to establish an effective port State control regime within their regions, through cooperation of its members and harmonization of their activities, to eliminate substandard shipping as well as to promote maritime safety, protect and safeguard working and living conditions on board ships and the protection of the marine environment within its jurisdiction.

RIYADH MoU COMMITTEE



RIYADH MoUs 20 PSC COMMITTEE MEETING PARTICIPANTS

21 PSC Committee Meeting of Riyadh MOU on port State control was held in Doha, State of Qatar from 19 - 21 February 2024 under the chairmanship of Capt. Yousef Mohamed Alhosan – Vice President of Policies & Legislations at the Saudi Ports Authority (MAWANI).

The meeting was attended by all member authorities: United Arab Emirates, Bahrain, Saudi Arabia, Oman, Qatar and Kuwait. Paris MoU Secretary and Med MoU Deputy Secretary General had attended as observers.

Outcome of the 21 PSC Committee Meeting:

- Update Riyadh MoU Manual
- Addition of new RO & deficiency codes in Riyadh SIS
- Finalize on data exchange with IHSM & EQUASIS
- Progress on the revamped Riyadh MoU website
- Upgrade the Riyadh Ship Information System (Riyadh SIS)
- Agreed in new agreement data exchange with IMO
- Consider joining new members to Riyadh MoU
- CIC topic for 2024 to be decided.
- Update Riyadh MoU Administrative and Financial System
- Approved the proposed 2024 training program
- Re- Electing the chairman for a second term.
- Electing the first vice chair for Riyadh MoU.
- Update the contact details of member authorities.
- Agreed to nominate PSCOs for On-job training in cooperation with regional MoUs.

TRAINING /WORKSHOPS ORGANIZED BY RIYADH MoU



RIYADH MoU FIRST GENERAL TRAINING COURSE

To enhance the capabilities of the PSCOs within the Riyadh MoU region, the Secretariat organized the following three training courses and workshops (theoretical & practical) which were approved by the committee to be conducted in 2023:

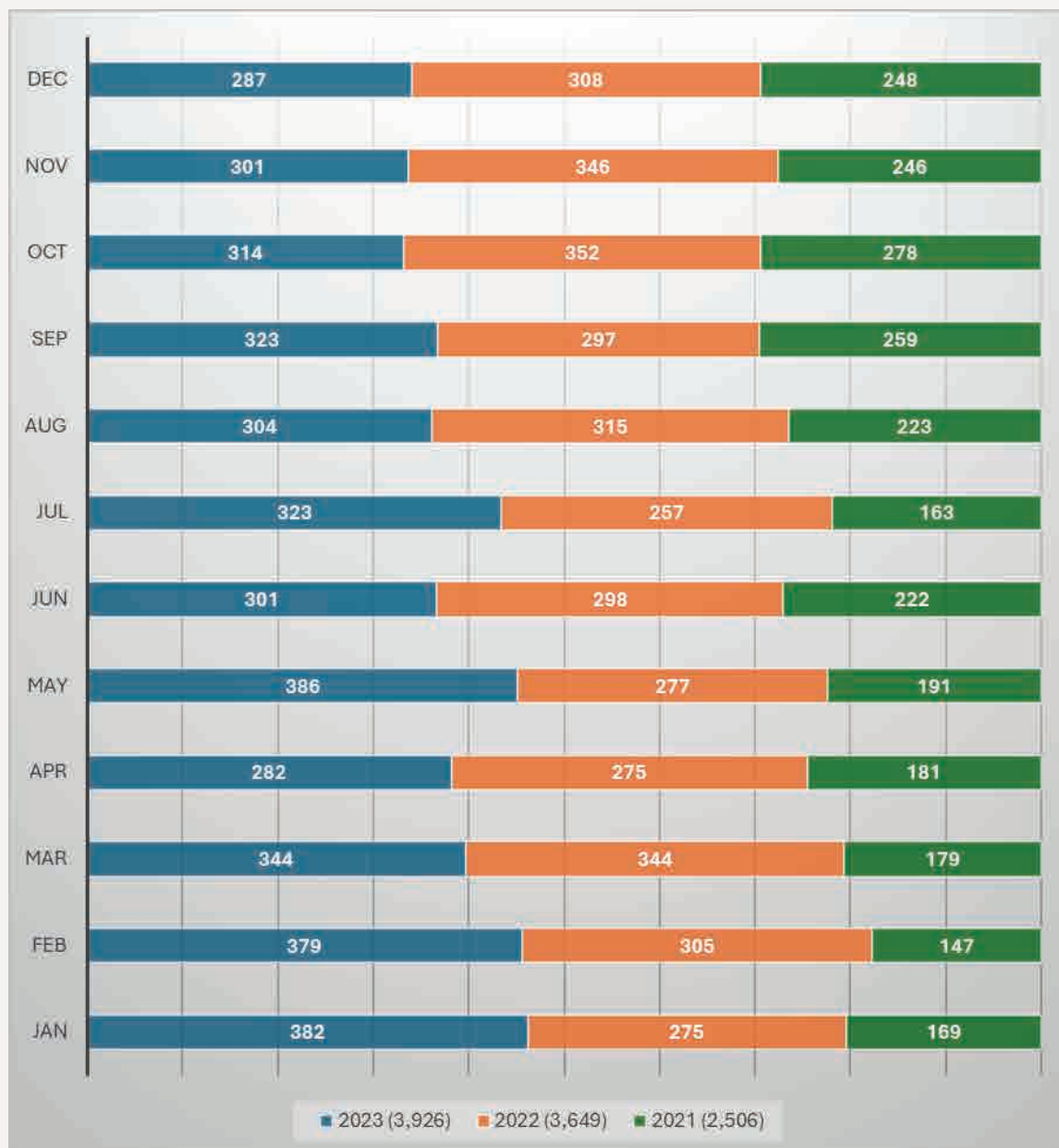
1. Ballast Water Management (BWM), in coordination with ClassNK and in cooperation with the representative of Qatar was conducted in Doha from 04 - 08 June 2023. The training focused on enabling the PSCOs and crew onboard ships to become familiar with the ballast water management methods commonly used to meet the requirements of the International Convention for Control and Management of Ships Ballast Water and sediments.
2. CIC in Fire training, in coordination with DNV and in cooperation with the representative of Saudi Arabia was conducted in Jeddah from 27– 31 August 2023. This training was focused on ensuring the PSCOs are familiarized with inspecting the vessel and its crew according to the CIC questionnaire.
3. Riyadh MoUs 1st General training Course (GTC1) , in coordination with DNV and cooperation with the representative of UAE was conducted in Dubai from 15 – 19 October 2023. It was about the international conventions issued by the International Maritime Organization, with the aim of participants learning about the details of the conventions and legal references.

STATISTICS

INSPECTIONS:

In 2023, Riyadh MoU had witnessed a 7.06% increase in the number of inspections conducted by all six member authorities as the total number of inspections for 2023 were 3,926 inspections in comparison to 3,649 of the previous year.

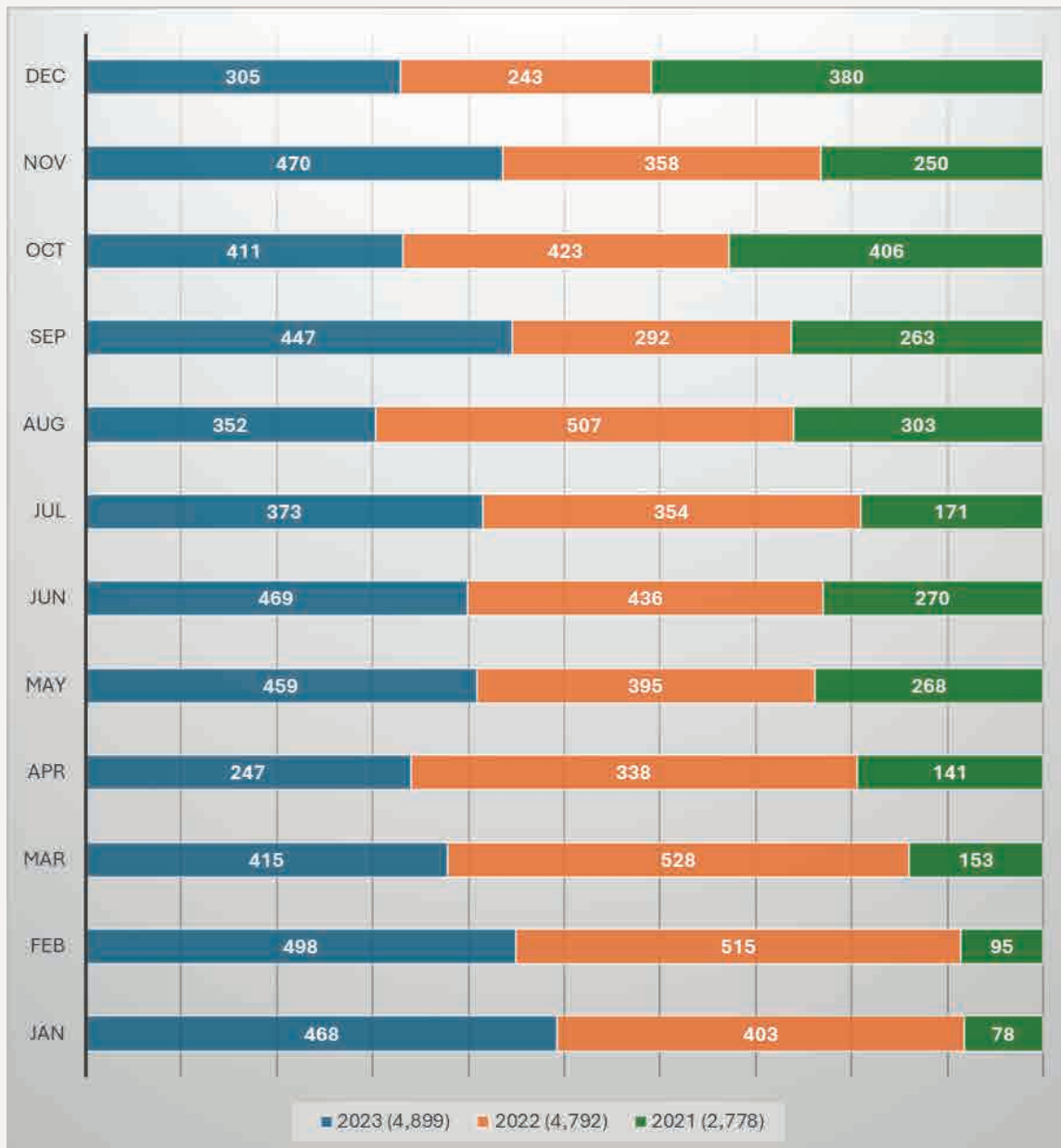
Chart 1 has the breakdown per month:



DEFICIENCIES

DEFICIENCIES:

In 2023, 4,899 deficiencies were recorded in the Riyadh MoU region. A 2.48% increase in total number of deficiencies recorded in 2022 (4,792 deficiencies) and a 43.47% increase in total number of deficiencies recorded in 2021 (2,778 deficiencies).



DETENTIONS

Detentions:

In 2023, Riyadh MoU region had witnessed a 5.56% drop in the number of detentions from 36 in 2022 to 34 vessels in 2023.

Recapitulation of Riyadh MoU Member Authorities Inspections:

PSC State	Inspections	Inspections with deficiencies	Inspections without deficiencies	Deficiencies (%)	Detentions	Detention (%)
Saudi Arabia	2084	540	1544	25.91%	14	0.67%
United Arab Emirates	1378	549	829	39.84%	8	0.58%
Qatar	234	78	156	33.33%	0	0%
Oman	122	61	61	50%	11	9.02%
Kuwait	61	0	61	0%	0	0%
Bahrain	47	22	25	46.81%	1	2.13%
	3926	1250	2676		34	

SUMMARY OF DEFICIENCIES

CODE	MAJOR CATEGORIES OF DEFICIENCIES	NUMBER	%
01100	Certificate & Documentation - Ship Certificates	213	4.4%
01200	Certificate & Documentation - Crew Certificates	96	2.0%
01300	Certificate & Documentation - Documents	125	2.6%
02100	Structural Conditions	379	7.7%
03100	Water/Weathertight conditions	440	9.0%
04100	Emergency Systems	131	2.7%
05100	Radio Communications	106	2.2%
06100	Cargo operations including equipment	32	0.7%
07100	Fire safety	664	13.6%
08100	Alarms	31	0.6%
09100	Working and Living Conditions - Living Conditions	262	5.4%
09200	Working and Living Conditions - Working Conditions	463	9.5%
10100	Safety of Navigation	365	7.5%
11100	Life saving appliances	210	4.3%
12100	Dangerous goods	6	0.1%
13100	Propulsion and auxiliary machinery	628	12.8%
14100	Pollution prevention - MARPOL Annex I	131	2.7%
14200	Pollution prevention - MARPOL Annex II	0	0.0%
14300	Pollution prevention - MARPOL Annex III	2	0.0%
14400	Pollution prevention - MARPOL Annex IV	25	0.5%
14500	Pollution prevention - MARPOL Annex V	34	0.7%
14600	Pollution prevention - MARPOL Annex VI	28	0.6%
14700	Pollution prevention - Anti Fouling	4	0.1%
14800	Ballast Water Management	19	0.4%
15100	ISM	158	3.2%
16100	ISPS	202	4.1%
18100	Labour Conditions - Minimum requirements for seafarers	0	0.0%
18200	Labour Conditions - Conditions of employment	0	0.0%
18300	Labour Conditions - Accommodation, recreational facilities, food and catering	11	0.2%
18400	Labour Conditions - Health protection, medical care, social security	9	0.2%
99100	Other	125	2.6%
		4899	100%

DETAIL OF INSPECTIONS, DEFICIENCIES & DETENTION / FLAG

Flag	Inspections	Detentions	Inspections with deficiencies	Detention (%)	Inspection (%) with deficiencies
Antigua and Barbuda	62	0	18	0%	29.03%
Bahamas	120	0	32	0%	26.67%
Bahrain	6	0	1	0%	16.67%
Bangladesh	19	0	16	0%	84.21%
Barbados	16	0	3	0%	18.75%
Belgium	6	0	2	0%	33.33%
Belize	5	2	3	40%	60%
Bermuda (UK)	3	0	0	0%	0%
Brazil	3	0	2	0%	66.67%
Cameroon	6	1	6	16.67%	100%
Cayman Islands (UK)	15	0	4	0%	26.67%
China	96	0	32	0%	33.33%
Comoros	15	1	12	6.67%	80%
Cook Islands	14	1	12	7.14%	85.71%
Cyprus	47	1	15	2.13%	31.91%
Denmark	42	1	15	2.38%	35.71%
Djibouti	1	0	0	0%	0%
Dominica	2	0	1	0%	50%
Egypt	8	0	2	0%	25%
Ethiopia	5	0	2	0%	40%
France	9	0	0	0%	0%
Gabon	8	0	6	0%	75%
Germany	19	0	4	0%	21.05%
Gibraltar (UK)	3	0	1	0%	33.33%
Greece	47	0	7	0%	14.89%
Hong Kong, China	263	0	65	0%	24.71%
India	43	0	27	0%	62.79%
Indonesia	8	0	6	0%	75%
Iran	11	0	8	0%	72.73%
Isle of Man (UK)	16	0	2	0%	12.50%
Italy	23	0	3	0%	13.04%
Japan	60	1	5	1.67%	8.33%

DETAIL OF INSPECTIONS, DEFICIENCIES & DETENTION / FLAG

Jordan	2	0	1	0%	50%
Korea, Democratic People's Republic	3	0	2	0%	66.67%
Korea, Republic of	63	0	17	0%	26.98%
Kuwait	9	0	1	0%	11.11%
Lebanon	1	0	1	0%	100%
Liberia	634	3	179	0.47%	28.23%
Luxembourg	4	0	1	0%	25%
Malaysia	5	0	1	0%	20%
Maldives	2	0	0	0%	0%
Malta	190	0	40	0%	21.05%
Marshall Islands	586	1	166	0.17%	28.33%
Moldova	1	0	1	0%	100%
Montenegro	4	0	3	0%	75%
Myanmar	2	0	2	0%	100%
Netherlands	3	0	1	0%	33.33%
Norway	47	0	8	0%	17.02%
Oman	1	0	0	0%	0%
Pakistan	4	1	2	25%	50%
Palau	24	2	15	8.33%	62.50%
Panama	792	9	284	1.14%	35.86%
Philippines	17	0	6	0%	35.29%
Portugal	46	0	9	0%	19.57%
Qatar	2	0	0	0%	0%
Russian Federation	7	0	2	0%	28.57%
Saint Kitts and Nevis	28	3	22	10.71%	78.57%
Saint Vincent and the Grenadines	18	0	8	0%	44.44%
Sao Tome and Principe	3	1	3	33.33%	100%
Saudi Arabia	7	0	1	0%	14.29%
Seychelles	1	0	0	0%	0%
Sierra Leone	3	0	2	0%	66.67%
Singapore	278	1	85	0.36%	30.58%
South Africa	1	0	0	0%	0%
Sweden	5	0	1	0%	20%
Switzerland	3	0	0	0%	0%

DETAIL OF INSPECTIONS, DEFICIENCIES & DETENTION / FLAG

Taiwan, China	1	0	0	0%	0%
Tanzania	22	4	21	18.18%	95.45%
Thailand	9	0	2	0%	22.22%
Togo	16	0	16	0%	100%
Turkiye	5	0	2	0%	40%
Tuvalu	5	0	3	0%	60%
United Arab Emirates	3	0	1	0%	33.33%
United Kingdom	17	0	5	0%	29.41%
United States	16	0	3	0%	18.75%
Vanuatu	4	1	2	25%	50%
Viet Nam	31	0	19	0%	61.29%
	3926	34	1250		

INSPECTION DATA PER SHIP TYPE

Ship type	Number of Inspections	Inspections with deficiencies	Inspections without deficiencies	Inspections with deficiencies (%)	Detentions	Detentions in (%) of inspection
Bulk carrier	1383	490	893	35.43%	12	0.87%
Container ship	570	178	392	31.23%	3	0.53%
Oil tanker	528	133	395	25.19%	1	0.19%
Oil tanker/Chemical tanker	469	119	350	25.37%	2	0.43%
General cargo/multi-purpose ship	323	159	164	49.23%	5	1.55%
Ro-Ro cargo ship	218	50	168	22.94%	2	0.92%
Gas carrier	127	38	89	29.92%	0	0%
Vehicle carrier	73	7	66	9.59%	0	0%
Offshore service vessel	43	16	27	37.21%	3	6.98%
NLS tanker	41	7	34	17.07%	1	2.44%
Chemical tanker	32	2	30	6.25%	0	0%
Other types of ship	31	14	17	45.16%	2	6.45%
Livestock carrier	25	24	1	96%	3	12%
Passenger ship	17	2	15	11.76%	0	0%
Tugboat	15	5	10	33.33%	0	0%
Heavy load carrier	10	1	9	10%	0	0%
Ro-Ro passenger ship	7	2	5	28.57%	0	0%
Special purpose ship	6	1	5	16.67%	0	0%
Combination carrier	4	1	3	25%	0	0%
High speed passenger craft	2	0	2	0%	0	0%
Oil tanker/Gas carrier	1	0	1	0%	0	0%
Refrigerated cargo carrier	1	1	0	100%	0	0%
	3926	1250	2676		34	

INSPECTION DETAILS BY CLASSIFICATION

Classification	Inspections	Detentions	Inspections with deficiencies	Detention (%)	Inspection (%) with deficiencies
American Bureau of Shipping	487	1	123	0.21%	25.26%
Asia Classification Society	3	0	3	0%	100%
Biro Klasifikasi Indonesia	2	0	2	0%	100%
Bureau Veritas	396	2	147	0.51%	37.12%
China Classification Society	239	1	76	0.42%	31.80%
Columbus American Register	7	0	7	0%	100%
Cosmos Marine Bureau Inc.	1	0	1	0%	100%
CR Classification Society	1	1	1	100%	100%
Croatian Register of Shipping	4	0	0	0%	0%
DNV AS	699	3	179	0.43%	25.61%
Dromon Bureau of Shipping	13	0	11	0%	84.62%
Emirates Classification Society TASNEEF	1	0	1	0%	100%
Hellenic Register of Shipping	1	0	0	0%	0%
Indian Register of Shipping	52	2	35	4%	67.31%
Intermaritime Certification Services, S.A.	4	1	2	25%	50%
International Naval Surveys Bureau	3	0	3	0%	100%
International Register of Shipping	23	2	18	9%	78.26%
Intertek Maritime Bureau	1	0	1	0%	100%
Iranian Classification Society	7	0	4	0%	57.14%
Korea Classification Society	3	0	1	0%	33.33%
Korean Register	230	1	82	0.43%	35.65%
Lloyd's Register	512	3	158	1%	30.86%
Macosnar Corporation	2	0	2	0%	100%
Maritime Bureau of Shipping	3	2	3	67%	100%
Maritime Lloyd	2	0	2	0%	100%
New United International Marine Services Ltd	1	0	0	0%	0%
Nippon Kaiji Kyokai	963	6	261	1%	27.10%
Other	26	4	25	15%	96.15%
Overseas Marine Certification Service, Inc.	4	1	2	25%	50%
Panama Maritime Documentation Services	2	0	0	0%	0%
Phoenix Register of Shipping S.A.	3	3	3	100%	100%
Polski Rejestr Statkow (Polish Register of Shipping)	7	0	2	0%	28.57%
Qualitas Register of Shipping S.A.	2	0	0	0%	0%

INSPECTION DETAILS BY CLASSIFICATION

RINA Services S.p.A.	185	1	75	1%	40.54%
Russian Maritime Register of Shipping	10	0	2	0%	20%
Vega Register Inc.	2	0	2	0%	100%
Veritas Register of Shipping	2	0	2	0%	100%
Vietnam Register	22	0	14	0%	63.64%
Withdrawn	1	0	0	0%	0%
	3926	34	1250		

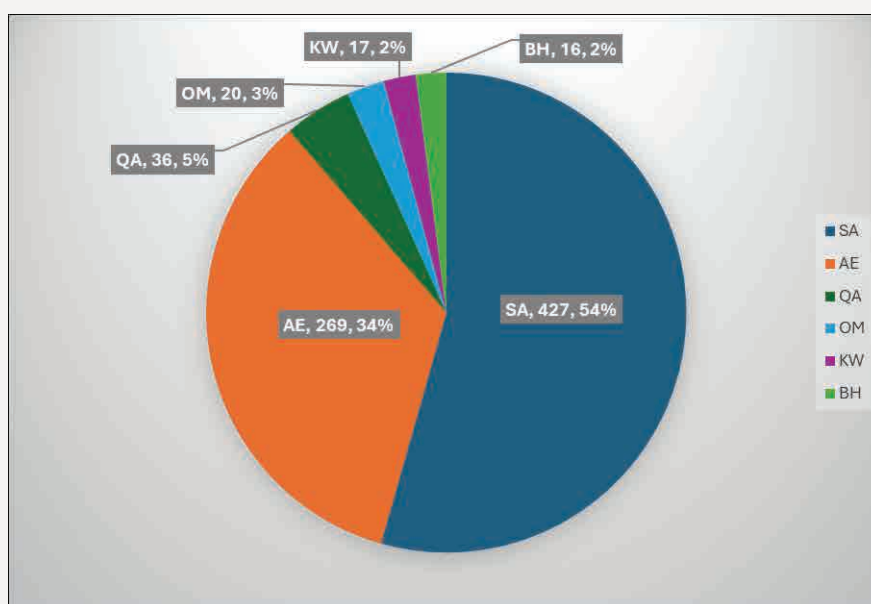
CONCENTRATED INSPECTION CAMPAIGN

The Riyadh MoU on port State control carried out a Concentrated Inspection Campaign (CIC) on Fire Safety between 1 September and 30 November 2023.

During the campaign period; a total of 785 inspections were carried out with the CIC questionnaire resulting in one detention. The overall CIC detention rate was 0.13%.

The detained type of ship included one container Vessel.

#	Country	Number of inspections	Percentage	Detentions as a result of a CIC
1	Saudi Arabia	427	54%	0
2	United Arab Emirates	269	34%	1
3	Qatar	36	5%	0
4	Oman	20	3%	0
5	Kuwait	17	2%	0
6	Bahrain	16	2%	0
	Total	785	100%	1



RIYADH MoU MEMBER AUTHORITIES

<p>United Arab Emirates:</p> <p>Capt. Jaber Al Shehhi Director of Inspection and Control</p> <p>Ministry of Energy & Infrastructure Mobile +971 50 662 1414 E-mail jaber.alshehhi@moei.gov.ae</p>	<p>Kingdom of Bahrain</p> <p>Capt. Mohamed Yusuf Al Merbati Assistant Undersecretary for Maritime Affairs</p> <p>Ministry of Transport & Telecommunications (MTT) Office +973 1733 7919 Mobile +973 3315 2531 E-mail malmurbaty@mtt.gov.bh</p>
<p>Kingdom of Saudi Arabia</p> <p>Capt. Yousef Mohammed Al Hosan Vice President for Policies & Legislations</p> <p>MAWANI - Saudi Ports Authority Office +966 11 408 9617 Mobile +966 55 502 0096 E-mail y.alhosan@mawani.gov.sa</p>	<p>Sultanate of Oman</p> <p>Eng. Omar Salah Karim Aziz Director of Navigation & Maritime Safety</p> <p>Ministry of Transport, Communications and Information Technology Office +968 2468 5894 Mobile +968 9848 4849 E-mail omar.salah@mtcit.gov.om</p>
<p>State of Qatar</p> <p>Capt. Abdulaziz Issa Al Mohannadi Director of the Registration and Seafarers Affairs Departments - Maritime Safety</p> <p>Ministry of Transport Office +974 4045 2277 Mobile +974 5588 6006 E-mail aialmohannadi@mot.gov.qa</p>	<p>State of Kuwait</p> <p>Colonel/ Mishel Almutairi Naval Operations Officer - KCG Coast Guard General dept - MOI Mobile +965 5055 1050 E-mail algraifh@moi.gov.kw</p> <p>Mr. Hussain S. Afdhli Organizations Controller Coast Guard General dept - MOI Mobile +965 9905 0244 E-mail hussain.afdhli@moi.gov.kw</p>



مذكرة تفاهم الرياض

للمراقبة والتفتيش على السفن

RIYADH MEMORANDUM OF UNDERSTANDING
ON PORT STATE CONTROL



مذكرة الرياض

للرقابة والتفتيش على السفن

RIYADH MEMORANDUM OF INSPECTION

ON PORT VESSELS

FOR THE

MINISTRY OF EDUCATION

SAUDI ARABIA

1435 H

1435 H

1435 H

1435 H

1435 H

1435 H

1435 H