



# مذكرة تفاهم الرياض

للمراقبة والتفتيش على السفن

RIYADH MEMORANDUM OF UNDERSTANDING  
ON PORT STATE CONTROL

ANNUAL REPORT 2022





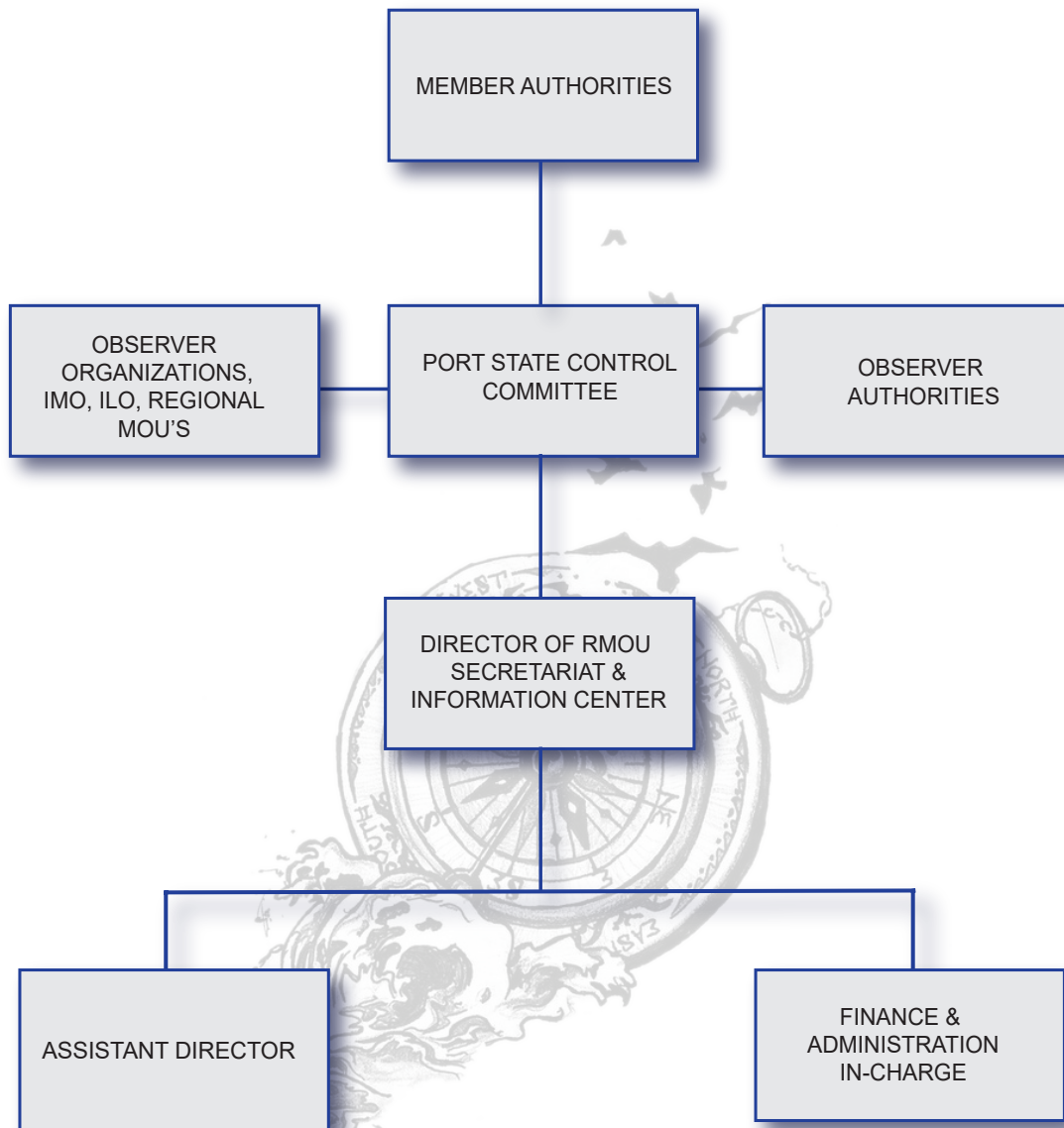
# مذكرة تفاهم الرياض للقابة والتفتيش على السفن RIYADH MEMORANDUM OF UNDERSTANDING ON PORT STATE CONTROL



# CONTENT

- 4** Organizational Chart of Riyadh Memorandum of Understanding
  - 5** Forward
  - 7** Introduction
  - 8** Riyadh MOU Committee
  - 9** Training Workshops Organized by Riyadh MOU
  - 10** Statistics
  - 13** Summary of Deficiencies
  - 14** Detail of Inspections, Deficiencies & Detention per Flag
  - 17** Inspection Data per Ship Type
  - 18** Inspection Details by Classification
  - 19** CIC Report
  - 20** Riyadh MOU Member Authorities
- 

# ORGANIZATIONAL CHART OF RIYADH MEMORANDUM OF UNDERSTANDING



P.O BOX 1887, PC 114 HAYY AL MINA - SULTANATE OF OMAN



dsecretariat@riyadh mou.org



+968 - 24788992



www.riyadh mou.org



# FORWARD

It is our great pleasure to present the 2022 annual report of the Riyadh Memorandum of Understanding on port State control.

In the first quarter of 2022, precautionary measures against the COVID-19 pandemic were still in place in some countries but the impacts and restrictions became less and the activities of the PSC in Riyadh MOU region did not stop, taking into account the precautionary measures in force in each individual country and our member Authorities have taken the necessary steps to continue conducting PSC activity.

This annual report provides the overview of port State control activities and developments in Riyadh MOU in 2022. The report also includes port State control statistics and analysis on the results of inspections carried out by member Authorities during the year.

2022 has been one of the best years for Riyadh MOU in terms of number of inspections and number of inspections with deficiencies as 3,649 inspections were reported in Riyadh Ship Information System (RSIS), an increase of 31.32% compared to 2021 and 49.52% increase compared to 2020. Number of deficiencies recorded has increased from 604 in 2021 to 1,100 in 2022. An increase of 45.09%.

Below is a brief on statistics for 2022:

1. 31.32% increase in the number of inspections conducted by five of the six member authorities of Riyadh MOU as the total number of inspections for 2022 were 3,649 inspections in comparison to 2,506 of the previous year.
2. 45.09% increase in the number of inspections with deficiencies, from 604 in 2021 to 1,100 in 2022.
3. Riyadh MOU had recorded 36 detentions in 2022 resulting in a 2.7% drop compared to 2021.
4. In 2022, Riyadh MOU had witnessed the highest recording of number of deficiencies since its establishment with 4,792 deficiencies. A 42.03% increase in total number of deficiencies recorded in 2021 (2,778 deficiencies) and a 72.62% increase in total number of deficiencies recorded in 2020 (1,312 deficiencies).
5. The authority of United Arab Emirates (42%) is the only member who have achieved the agreed minimum of 35% ratio in total number of inspections with deficiencies.



# FORWARD


6. Saudi Arabia authority is still leading the member authorities with 1,665 inspections in 2022, followed by United Arab Emirates (1,588), Qatar (254), Oman (109), Bahrain (33) & Kuwait without a single inspection.
7. For the second year in a row, the highest number of inspections occurred in October with 352 inspections but the lowest inspection took place in July with a total of 257 inspections.
8. Propulsion and Auxiliary Machinery is leading the major categories of deficiencies with 577 deficiencies followed by Fire Safety 563 and Working and Living Conditions - Working Conditions 558.

In conclusion, we would like to extend our thanks and appreciation to all the members of the Riyadh Memorandum of Understanding for their blessed efforts and cooperation, which enabled this memorandum to perform the duties entrusted to it and we at the Riyadh MOU Secretariat look forward in continuing to work with the Observers, the governing bodies, regional MOUs and all other organizations as we strive to achieve our mandate of eliminating the operation of sub-standard ships in our region.

**Capt. Yousef Mohammed Alhosan**  
Chairman



**Eng. Mohammed bin Shaban Al Zadjali**  
Director



# INTRODUCTION

Since, the establishment of the port State control in this Region, the Riyadh Memorandum of Understanding on port State control (Riyadh MOU) was signed in June 2004 in Riyadh, Kingdom of Saudi Arabia by six GCC member States (United Arab Emirates, Kingdom of Bahrain, Kingdom of Saudi Arabia, Sultanate of Oman, State of Qatar and the State of Kuwait).

The annual report of Riyadh MOU on port State control is published under the auspices of the Port State Control Committee of the Riyadh Memorandum of Understanding on port State control.

This 2022 annual report covers port State control activities, and the main objective of Riyadh MOU and other regional MOUs is to establish an effective port State control regime within their regions, through cooperation of its members and harmonization of their activities, to eliminate substandard shipping as well as to promote maritime safety, protect and safeguard working and living conditions on board ships and the protection of the marine environment within its jurisdiction.



# RIYADH MOU COMMITTEE



## RIYADH MOUs 20 PSC COMMITTEE MEETING PARTICIPANTS

20 PSC Committee Meeting of Riyadh MOU on port State control was held in Muscat, Sultanate of Oman from 20 - 22 February 2023 under the chairmanship of Capt. Yousef Mohamed Alhosan – Vice President of Policies & Legislations at the Saudi Ports Authority (MAWANI).

The meeting was attended by all member authorities: United Arab Emirates, Bahrain, Saudi Arabia, Oman, Qatar and Kuwait. The Secretary General of Caribbean MOU, the Secretary of Indian Ocean MOU and a representative from the secretariat of the Gulf Cooperation Council had attended as observers.

Outcome of the 20 PSC Committee Meeting:

- Update Riyadh MOU Manual
- Addition of new RO & deficiency codes in Riyadh SIS
- Finalize on data exchange with IHSM & EQUASIS
- Review of Riyadh MOU five-year strategy plan
- Progress on the revamped Riyadh MOU website
- Upgrade the Riyadh Ship Information System (Riyadh SIS)
- Progress on Riyadh SIS iOS mobile application
- Develop New Inspection Regime (NIR)
- Conduct CIC on Fire Safety in 2023
- Approved the proposed 2023 training program
- Updated the contact details of our member States



# RIYADH MOU TRAININGS TRAINING/WORKSHOPS ORGANIZED BY RIYADH MOU



## CARGO OPERATION IN DANGEROUS GOODS TRAINING

To enhance the capabilities of the PSCOs within the Riyadh MOU region, the Secretariat organized the following three training courses and workshops (theoretical & practical) which were approved by the committee members of Riyadh MOU to be conducted in 2022:

1. Cargo Operation in Dangerous Goods, in coordination with DNV and in cooperation with the representative of UAE was conducted in Dubai from 26 – 30 June 2022. This training was focused on understanding the necessary documentations and logistics used for dangerous goods and how to handle the dangerous goods when the ship is under voyage.
2. CIC in STCW training, in coordination with DNV and in cooperation with the representative of Oman was conducted in Salalah from 18 – 22 September 2022. This training was focused on ensuring the PSCOs are familiarized with inspecting the vessel and its crew according to the CIC questionnaire.
3. Passenger Ship in General training, in coordination with Lloyds Register and in cooperation with the representative of Saudi Arabia was conducted in Jeddah from 16 – 20 October 2022. This training was focused on the general inspection of cruise ships and introduced the PSCO to the special procedures taken for such ships.

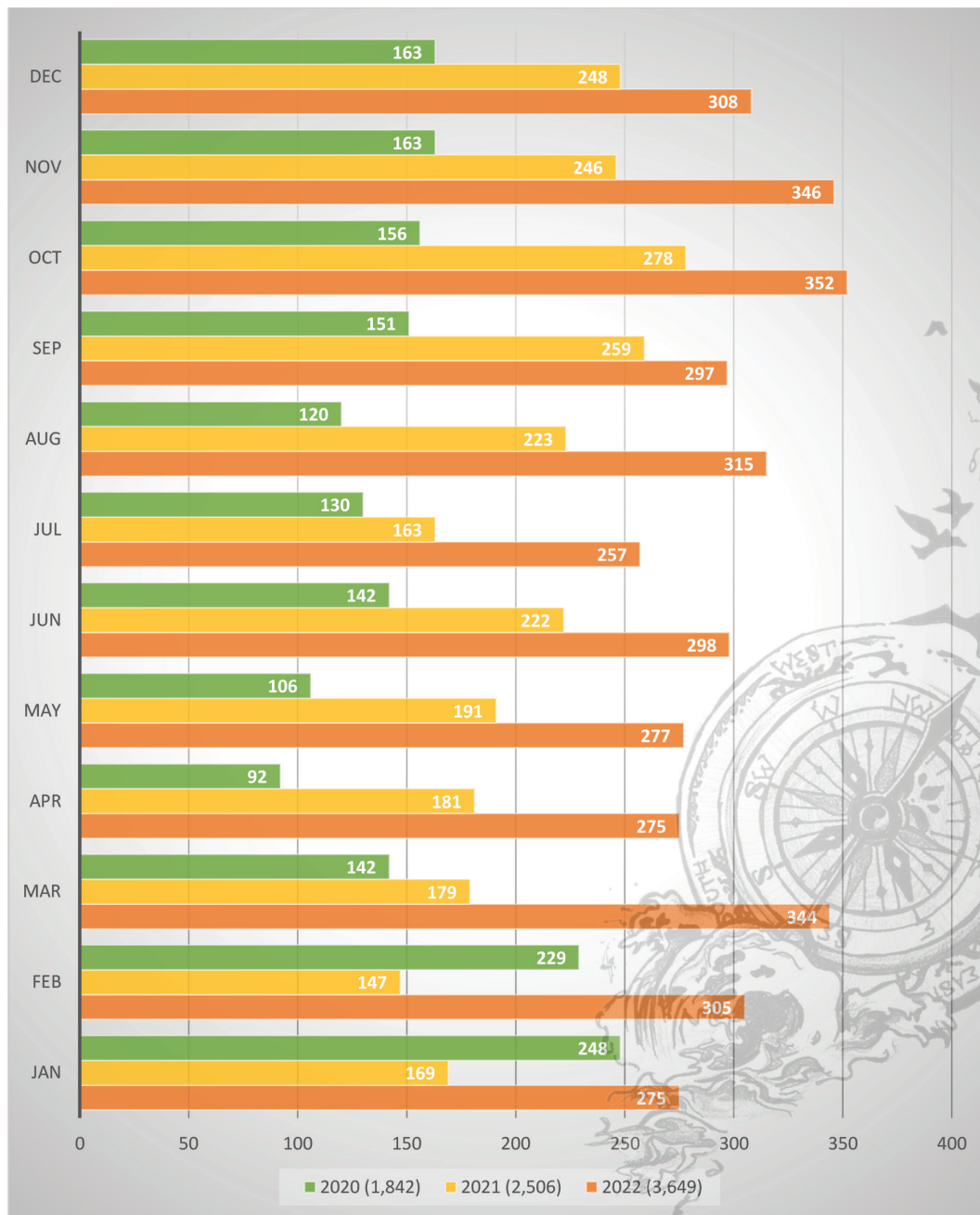


# STATISTICS

## INSPECTIONS:

In 2022, Riyadh MOU had witnessed a 31.32% increase in the number of inspections conducted by five of the six member authorities of Riyadh MOU as the total number of inspections for 2022 were 3,649 inspections in comparison to 2,506 of the previous year.

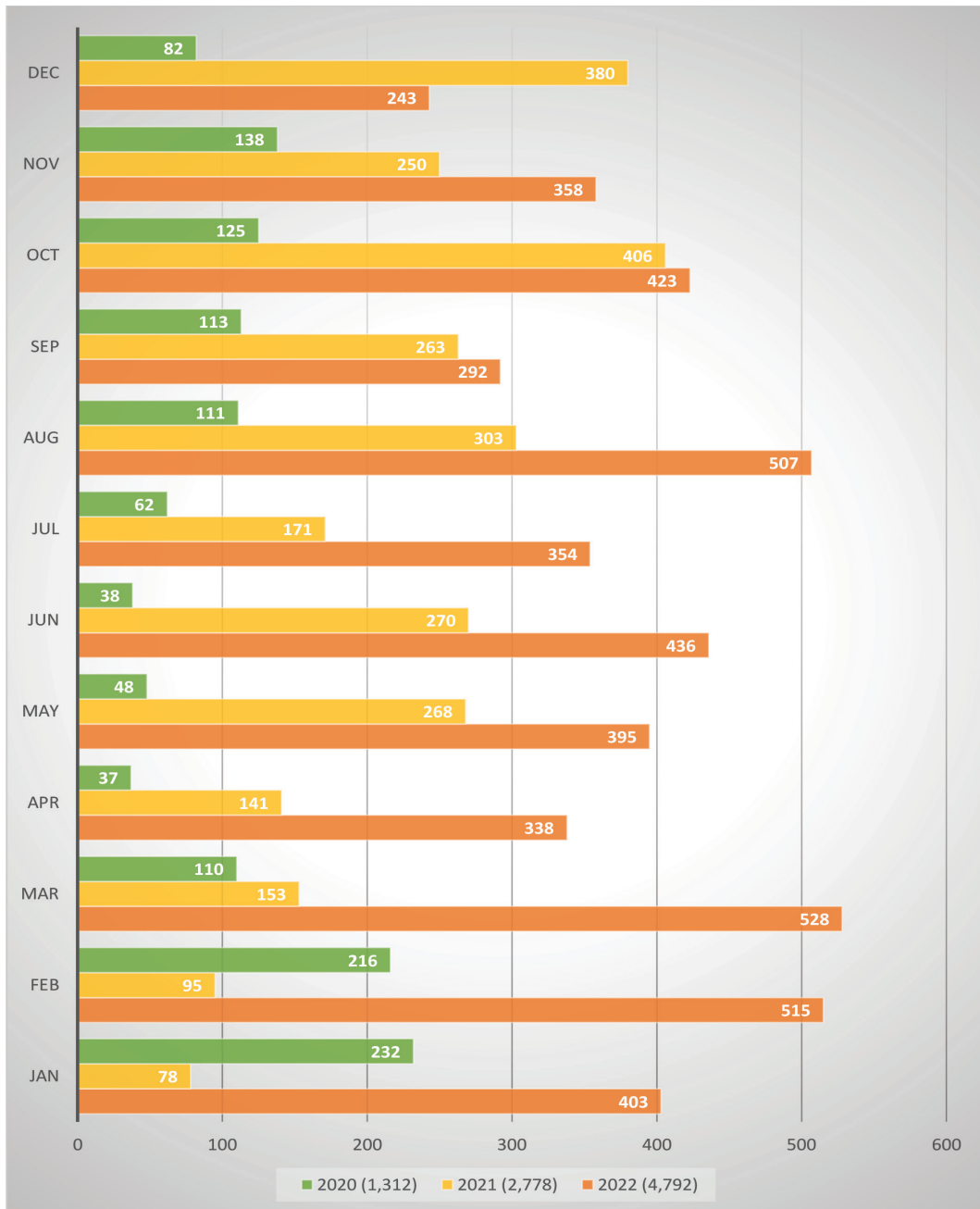
Chart 1 has the breakdown per month:



# STATISTICS

## DEFICIENCIES:

In 2022, 4,792 deficiencies were recorded in the Riyadh MOU region. A 42.03% increase in total number of deficiencies recorded in 2021 (2,778 deficiencies) and a 72.62% increase in total number of deficiencies recorded in 2020 (1,312 deficiencies).



# STATISTICS

## Detentions:

In 2022, Riyadh MOU region has witnessed a 2.7% drop in the number of detentions from 37 in 2021 to 36 vessels in 2022.

## Recapitulation of Riyadh MOU Member Authorities Inspections:

PSC State	Inspections	Inspections with deficiencies	Inspections without deficiencies	Deficiencies (%)	Detentions	Detention (%)
Saudi Arabia	1665	318	1347	19.10%	11	0.66%
United Arab Emirates	1588	667	921	42.00%	19	1.20%
Qatar	254	76	178	29.92%	0	0.00%
Oman	109	28	81	25.69%	5	4.59%
Bahrain	33	11	22	33.33%	1	3.03%
Kuwait	0	0	0	0.00%	0	0.00%
	<b>3649</b>	<b>1100</b>	<b>2549</b>		<b>36</b>	



# SUMMARY OF DEFICIENCIES

CODE	MAJOR CATEGORIES OF DEFICIENCIES	NUMBER	%
1100	Certificate & Documentation - Ship Certificates	202	4.22%
1200	Certificate & Documentation - Crew Certificates	184	3.84%
1300	Certificate & Documentation - Documents	136	2.84%
2100	Structural Conditions	340	7.10%
3100	Water/Weathertight conditions	372	7.76%
4100	Emergency Systems	120	2.50%
5100	Radio Communications	77	1.61%
6100	Cargo operations including equipment	19	0.40%
7100	Fire safety	563	11.75%
8100	Alarms	40	0.83%
9100	Working and Living Conditions - Living Conditions	514	10.73%
9200	Working and Living Conditions - Working Conditions	558	11.64%
10100	Safety of Navigation	294	6.14%
11100	Life saving appliances	202	4.22%
12100	Dangerous goods	4	0.08%
13100	Propulsion and auxiliary machinery	577	12.04%
14100	Pollution prevention - MARPOL Annex I	109	2.27%
14200	Pollution prevention - MARPOL Annex II	4	0.08%
14300	Pollution prevention - MARPOL Annex III	3	0.06%
14400	Pollution prevention - MARPOL Annex IV	25	0.52%
14500	Pollution prevention - MARPOL Annex V	27	0.56%
14600	Pollution prevention - MARPOL Annex VI	23	0.48%
14700	Pollution prevention - Anti Fouling	0	0%
14800	Ballast Water Management	7	0.15%
15100	ISM	143	2.98%
16100	ISPS	166	3.46%
99100	Other	83	1.73%
		<b>4792</b>	<b>100%</b>

# DETAIL OF INSPECTIONS, DEFICIENCIES, DETENTION / FLAG

Flag	Inspections	Detentions	Inspections with deficiencies	Detention (%)	Inspection (%) with deficiencies
Antigua and Barbuda	43	1	13	2.33%	30.23%
Bahamas	118	0	31	0%	26.27%
Bahrain	10	0	3	0%	30%
Bangladesh	16	0	13	0%	81.25%
Barbados	21	0	8	0%	38.10%
Belgium	10	0	2	0%	20%
Belize	7	0	4	0%	57.14%
Bermuda (UK)	4	0	0	0%	0%
Brazil	1	0	0	0%	0%
Cameroon	3	0	3	0%	100%
Cayman Islands (UK)	25	0	4	0%	16%
China	61	0	24	0%	39.34%
Comoros	8	2	6	25%	75%
Cook Islands	17	0	12	0%	70.59%
Croatia	2	0	0	0%	0%
Cyprus	56	1	8	1.79%	14.29%
Denmark	33	0	7	0%	21.21%
Dominica	4	0	0	0%	0%
Egypt	10	0	4	0%	40%
Ethiopia	10	0	5	0%	50%
France	3	0	0	0%	0%
Gabon	14	0	8	0%	57.14%
Germany	22	1	3	4.55%	13.64%
Gibraltar (UK)	4	0	2	0%	50%
Greece	39	0	9	0%	23.08%
Hong Kong, China	197	1	46	0.51%	23.35%
India	46	0	26	0%	56.52%
Indonesia	6	1	3	16.67%	50%
Iran	16	1	12	6.25%	75%
Isle of Man (UK)	11	0	2	0%	18.18%
Italy	24	0	3	0%	12.50%



## DETAIL OF INSPECTIONS, DEFICIENCIES, DETENTION / FLAG

Jamaica	1	0	1	0%	100%
Japan	36	0	1	0%	2.78%
Jordan	2	0	1	0%	50%
Kiribati	1	0	1	0%	100%
Korea, Democratic People's Republic	2	0	1	0%	50%
Korea, Republic of	59	0	24	0%	40.68%
Kuwait	10	0	0	0%	0%
Lebanon	1	0	1	0%	100%
Liberia	532	5	149	0.94%	28.01%
Luxembourg	4	0	0	0%	0%
Malaysia	7	0	2	0%	28.57%
Malta	186	1	36	0.54%	19.35%
Marshall Islands	598	2	137	0.33%	22.91%
Moldova	1	0	0	0%	0%
Morocco	1	0	0	0%	0%
Myanmar	2	0	1	0%	50%
Netherlands	15	0	2	0%	13.33%
Niue	1	0	1	0%	100%
Norway	53	0	9	0%	16.98%
Pakistan	3	0	1	0%	33.33%
Palau	28	1	19	3.57%	67.86%
Panama	742	14	254	1.89%	34.23%
Philippines	9	0	1	0%	11.11%
Portugal	40	0	8	0%	20%
Qatar	2	0	2	0%	100%
Russian Federation	6	0	1	0%	16.67%
Saint Kitts and Nevis	26	4	19	15.38%	73.08%
Saint Vincent and the Grenadines	37	0	20	0%	54.05%
Samoa	1	0	1	0%	100%
Saudi Arabia	9	0	2	0%	22.22%
Sierra Leone	4	0	3	0%	75%
Singapore	269	1	84	0.37%	31.23%
Sri Lanka	2	0	0	0%	0%



## STATISTICS

Switzerland	5	0	0	0%	0%
Tanzania	8	0	8	0%	100%
Thailand	5	0	3	0%	60%
Togo	14	0	11	0%	78.57%
Turkiye	4	0	2	0%	50%
Tuvalu	20	0	7	0%	35%
United Arab Emirates	2	0	0	0%	0%
United Kingdom	15	0	2	0%	13.33%
United States	13	0	6	0%	46.15%
Vanuatu	6	0	3	0%	50%
Viet Nam	25	0	15	0%	60%
Virgin Islands, British (UK)	1	0	0	0%	0%
	3649	36	1100		





# INSPECTION DATA PER SHIP TYPE

Ship type	Number of Inspections	Inspections with deficiencies	Inspections without deficiencies	Inspections with deficiencies (%)	Detentions	Detentions in (%) of inspection
Bulk carrier	1337	462	875	34.55%	11	0.82%
Oil tanker	514	125	389	24.32%	0	0%
Container ship	401	122	279	30.42%	9	2.24%
Oil tanker/Chemical tanker	362	71	291	19.61%	7	1.93%
General cargo/multi-purpose ship	253	97	156	38.34%	5	1.98%
Ro-Ro cargo ship	191	32	159	16.75%	1	0.52%
Gas carrier	165	45	120	27.27%	0	0%
Other types of ship	103	51	52	49.51%	1	0.97%
NLS tanker	72	16	56	22.22%	0	0%
Offshore service vessel	55	29	26	52.73%	2	3.64%
Vehicle carrier	45	0	45	0%	0	0%
Tugboat	44	26	18	59.09%	0	0%
Chemical tanker	41	6	35	14.63%	0	0%
Passenger ship	16	1	15	6.25%	0	0%
Livestock carrier	12	10	2	83.33%	0	0%
Ro-Ro passenger ship	8	2	6	25%	0	0%
Special purpose ship	8	4	4	50%	0	0%
Heavy load carrier	6	1	5	16.67%	0	0%
MODU & FPSO	6	0	6	0%	0	0%
Combination carrier	5	0	5	0%	0	0%
High speed passenger craft	3	0	3	0%	0	0%
Oil tanker/Gas carrier	1	0	1	0%	0	0%
Refrigerated cargo carrier	1	0	1	0%	0	0%
	3649	1100	2549		36	



## INSPECTION DETAILS BY CLASSIFICATION

Classification	Inspections	Detentions	Inspections with deficiencies	Detention (%)	Inspection (%) with deficiencies
American Bureau of Shipping	477	2	122	0.42%	25.58%
Asia Classification Society	2	0	2	0%	100%
Biro Klasifikasi Indonesia	1	0	1	0%	100%
Bureau Veritas	415	4	159	0.96%	38.31%
China Classification Society	163	1	47	0.61%	28.83%
Columbus American Register	5	0	4	0%	80%
Cosmos Marine Bureau Inc.	1	0	1	0%	100%
Croatian Register of Shipping	6	0	3	0%	50%
DNV AS	655	10	160	1.53%	24.43%
Dromon Bureau of Shipping	6	0	5	0%	83.33%
Indian Register of Shipping	59	1	43	1.69%	72.88%
Intermaritime Certification Services, S.A.	3	0	2	0%	66.67%
International Naval Surveys Bureau	3	0	2	0%	66.67%
International Register of Shipping	22	1	14	4.55%	63.64%
Iranian Classification Society	13	1	9	7.69%	69.23%
Isthmus Bureau of Shipping, S.A.	2	0	1	0%	50%
Korea Classification Society	4	0	0	0%	0%
Korean Register	204	1	69	0.49%	33.82%
Lloyd's Register	516	1	139	0.19%	26.94%
Macosnar Corporation	1	0	1	0%	100%
Maritime Bureau of Shipping	1	0	1	0%	100%
Maritime Lloyd	1	1	1	100%	100%
Maritime Technical Systems and Services Ltd.	1	0	1	0%	100%
Nippon Kaiji Kyokai	874	5	209	0.57%	23.91%
No class	2	1	2	50%	100%
Other	12	0	12	0%	100%
Overseas Marine Certification Service, Inc.	3	0	2	0%	66.67%
Panama Maritime Documentation Services	3	1	3	33.33%	100%
Phoenix Register of Shipping S.A.	5	2	5	40%	100%
Polski Rejestr Statkow (Polish Register of Shipping)	6	0	2	0%	33.33%
RINA Services S.p.A.	154	4	63	2.60%	40.91%
Russian Maritime Register of Shipping	7	0	2	0%	28.57%
Sing Lloyd	1	0	1	0%	100%
Vega Register Inc.	1	0	1	0%	100%
Veritas Register of Shipping	1	0	1	0%	100%
Vietnam Register	19	0	10	0%	52.63%
	3649	36	1100		



# CONCENTRATED INSPECTION CAMPAIGN

The Riyadh MOU on port State control carried out a Concentrated Inspection Campaign (CIC) on STCW between 1 September and 30 November 2022.

During the campaign period; a total of 815 inspections were carried out with the CIC questionnaire resulting in one detention. The overall CIC detention rate was 0.12%.

The detained type of ship included one Offshore Service Vessel.

#	Country	Number of inspections conducted at a particular country	Total Percentage
1	Saudi Arabia	361	44.29%
2	United Arab Emirates	351	43.07%
3	Qatar	68	8.34%
4	Oman	18	2.21%
5	Bahrain	17	2.09%
	Total	815	100%



# RIYADH MOU MEMBER AUTHORITIES

<p><b>United Arab Emirates:</b></p> <p>Capt. Jaber Al Shehhi Director of Inspection and Control</p> <p>Ministry of Energy &amp; Infrastructure Mobile +971 50 662 1414 E-mail <a href="mailto:jaber.alshehhi@moei.gov.ae">jaber.alshehhi@moei.gov.ae</a></p>	<p><b>Kingdom of Bahrain</b></p> <p>Capt. Mohamed Yusuf Al Merbati Director of Maritime Safety &amp; Environmental Protection Directorate</p> <p>Ministry of Transport &amp; Telecommunications (MTT) Office +973 1733 7919 Mobile +973 3315 2531 E-mail <a href="mailto:mohamed.almerbati@mtt.gov.bh">mohamed.almerbati@mtt.gov.bh</a></p>
<p><b>Kingdom of Saudi Arabia</b></p> <p>Capt. Yousef Mohammed Al Hosan Vice President for Policies &amp; Legislations</p> <p>MAWANI - Saudi Ports Authority Office +966 11 408 9617 Mobile +966 55 502 0096 E-mail <a href="mailto:y.alhosan@mawani.gov.sa">y.alhosan@mawani.gov.sa</a></p>	<p><b>Sultanate of Oman</b></p> <p>Eng. Ahlam Hamood Al Anbouri Director of Navigation &amp; Maritime Safety</p> <p>Ministry of Transport, Communications and Information Technology Mobile +968 9472 5448 E-mail <a href="mailto:Ahlam.alanbouri@mtcit.gov.om">Ahlam.alanbouri@mtcit.gov.om</a></p>
<p><b>State of Qatar</b></p> <p>Capt. Abdulaziz Issa Al Mohannadi Maritime Affairs Expert</p> <p>Ministry of Transport Office +974 4045 2277 Mobile +974 5588 6006 E-mail <a href="mailto:aialmohannadi@mot.gov.qa">aialmohannadi@mot.gov.qa</a></p>	<p><b>State of Kuwait</b></p> <p>Colonel/ Mishel Almutairi Naval Operations Officer - KCG Coast Guard General dept - MOI Mobile +965 5055 1050 E-mail <a href="mailto:algraifh@moi.gov.kw">algraifh@moi.gov.kw</a></p> <p>Mr. Hussain S. Afdhli Organizations Controller Coast Guard General dept - MOI Mobile +965 9905 0244 E-mail <a href="mailto:hussain.afdhli@moc.gov.kw">hussain.afdhli@moc.gov.kw</a></p>





# مذكرة تفاهم الرياض

للمراقبة والتفتيش على السفن

RIYADH MEMORANDUM OF UNDERSTANDING  
ON PORT STATE CONTROL



