




Riyadh Memorandum of Understanding on Port State Control



ANNUAL REPORT 2020



مذكرة تفاهة الرياض

JUNE 2004

CONTENT

Organizational Chart of Riyadh
Memorandum of Understanding



04

05



Forward

Chairman & Director's
Message



06

08



Introduction

Riyadh MoU Committee



09

10



Training Workshops
Organized by Riyadh MoU

Statistics



11

13



Summary of Deficiencies

Detail of Inspections,
Deficiencies & Detention
per Flag



14

16



Inspection Data per
Ship Type

Inspection Details
by Classification



17

18



Riyadh MoU Member
Authorities






ORGANIZATIONAL CHART OF RIYADH MEMORANDUM OF UNDERSTANDING



Eng. Mohammed Al Zadjali
**Director of the Secretariat
& Information Center**



Zeyana Al Touqi
**Finance & Administration
Incharge**

Ahmed Al Mandhari
**Asst. Director of the Secretariat
& Information Center**

Address: P.O Box 1887, Postal Code: 114, Hayy Al Mina
Sultanate of Oman
Email Address: dsecretariat@riyadhmu.org - dinfo@riyadhmu.org
Tel: +968 24788992
Website: www.riyadhmu.org





FORWARD

Riyadh Memorandum of Understanding Committee is pleased to present the 2020 report on port State control activities in the Gulf Cooperation Council (GCC) Region.

Since the beginning of Riyadh MoU in 2004, member authorities in the GCC supported the memorandum and made every effort to improve the standard of PSC inspection within the GCC Region. Member authorities to ensure that the GCC Region does not become a safe area for substandard or unseaworthy shipping that increase the risk of serious accidents in the area causing loss of life and maritime environment.

Port State Control is of importance to the Riyadh MoU member authorities due to the importance of the shipping trade and the sensitivity of the Riyadh MoU region to environmental damage. Therefore, Riyadh MoU member authorities are dedicating considerable resources to having an intense port State control program of the highest standard.

This annual report summarizes the port State control development and activities of the Riyadh MoU in 2020, including port State control statistics and analysis which provides the results of inspections carried out by member authorities during the year.





CHAIRMAN & DIRECTOR MESSAGE

It is our great pleasure to present the 2020 annual report of the Riyadh Memorandum of Understanding on port State control.

Since the beginning of the COVID-19 Pandemic in our region, member States were carefully monitoring the spread of the virus and for the safety purposes some member States decided to close their borders for the passenger movement but the ports for the transshipment of the commodity remained functional.

Each individual member authority followed the instructions from their high-level committee to eliminate the spread of the virus. Consolation is in place within our region through the Gulf Cooperation Council regarding the pandemic.

As Riyadh MoU, we have circulated all the circulars and guidelines to our member States which were received from IMO and other regional MoU's.

We have instructed our port State control officers to consider related ship document and certificates which were due be renewed and we have urged them to harmonize for the crew of the ship to travel for their final destination.

With regards the planned CIC in 2020 and for the safety reason for our PSCO's, the committee decided to postpone it to 2021.

In 2020, Riyadh MoU had scheduled three trainings for its PSCO's but due to the pandemic and travel restrictions these trainings were cancelled. However, the secretariat managed to conduct some of them virtually.





Last year has been an exceptional year due to the Covid-19 pandemic that has spread around not only our region but the whole world. Due to the lockdowns implemented in our member States, it is only natural that the number of inspections had a tremendous drop in 2020.

Nevertheless, here is a brief on statistics for 2020:

1. **42.55% drop in the number of inspections conducted by our six member authorities as the total number of inspections for 2020 were 1842 inspections in comparison to 3206 of the previous year.**
2. **48.25% drop on the number of inspections with deficiencies as well as a drop of 34.78% in the number of detentions.**
3. **51.61% drop in total number of deficiencies recorded in 2020 (1312 deficiencies) in comparison to 2019 (2711 deficiencies).**
4. **Saudi Arabia authority is leading the member authorities with 1364 inspections in 2020, followed by United Arab Emirates (281), Oman (104), Qatar (63), Bahrain (26) & Kuwait with (4) inspection.**
5. **Safety of Navigation is still leading the major categories of deficiencies with 175 deficiencies followed by Propulsion and Auxiliary Machinery 173 and Structural Conditions 122.**

In conclusion, we would like to extend our thanks and appreciation to all the members of the Riyadh Memorandum of Understanding for their blessed efforts and cooperation, which enabled this Memorandum to perform their duties entrusted to it.

Dr. Rashid Mohammed Al Kiyumi
Chairman

Eng. Mohammed bin Shaban Al Zadjali
Director






INTRODUCTION

Since, the establishment of the port State control in this Region, the Riyadh Memorandum of Understanding on port State control in the Gulf Cooperation Council (GCC) region (Riyadh MoU) was signed in June 2004 in Riyadh, Kingdom of Saudi Arabia by six GCC member States (Kingdom of Bahrain, State of Kuwait, Sultanate of Oman, State of Qatar, Kingdom of Saudi Arabia, and the United Arab Emirates).

The annual report of Riyadh MoU on port State control is published under the auspices of the Port State Control Committee of the Riyadh Memorandum of Understanding on port State control.

This 2020 annual report covers port State control activities and the main objective of Riyadh MoU and other regional MoU's is to establish an effective port State control regime within their regions, through cooperation of its members and harmonization of their activities, to eliminate substandard shipping as well as to promote maritime safety, protect and safeguard working and living conditions on board ships and the protection of the marine environment within its jurisdiction





RIYADH MoU COMMITTEE

18th PSC Committee Meeting of Riyadh MoU on port State control was decided by the committee to be conducted as a written procedure due to the Covid-19 pandemic and restrictions.

The written procedure for Riyadh MoU's 18th PSC Committee Meeting was participated by all member authorities: United Arab Emirates, Bahrain, Saudi Arabia, Oman, Qatar and Kuwait during July 2021.

Outcome of the 18th PSC Committee Meeting:

- **Approved to approach EMSA for requesting access to Rule Check & MaKC's**
- **Follow-up on data exchange with IMO, EQUASIS & IHSM**
- **Approved to conduct CIC – Stability in General in 2021**
- **Noted the update of codification in Riyadh Ship Information System (RSIS)**
- **Approved the changes in Riyadh MoU website**
- **Approved the proposed 2021 training program**
- **Updated the contact details of our member States**
- **Approved to change Riyadh MoU Logo**





RIYADH MoU TRAININGS TRAINING/WORKSHOPS ORGANIZED BY RIYADH MoU



VIRTUAL TRAINING ON MARPOL ANNEXES 1, 2 & 3

To enhance the capabilities of the PSCO's within the Riyadh MoU region, the Secretariat organized the following three training courses and workshops (theoretical & practical) which were approved by the committee members of Riyadh MoU to be conducted in 2020.

But due to the ongoing Covid-19 pandemic and travel restrictions we had managed to conduct one training on MARPOL Annexes 1, 2 & 3 virtually that were participated by fifty PSCO's divided into two batches.

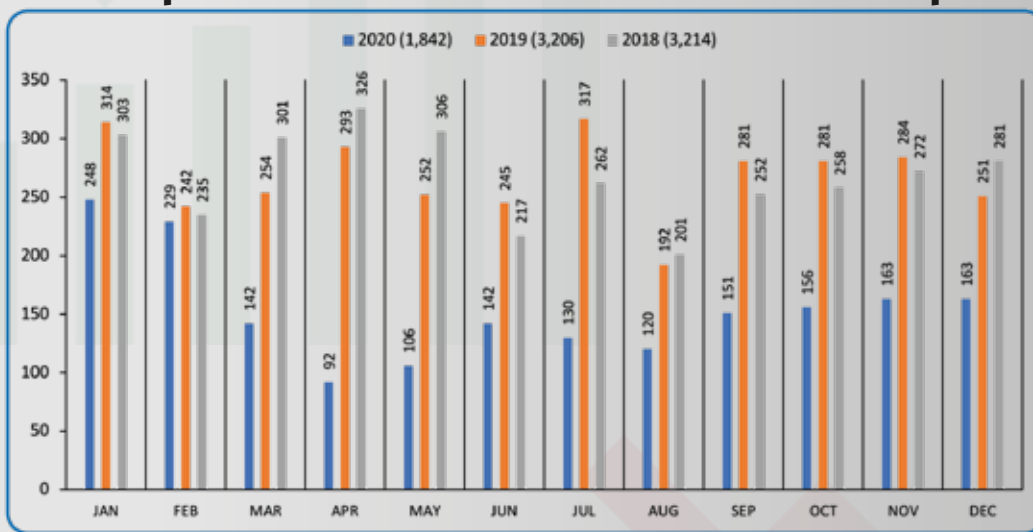
The first batch took place from 10-11 Nov 2020 & the second batch was from 09-10 Dec 2020.



STATISTICS

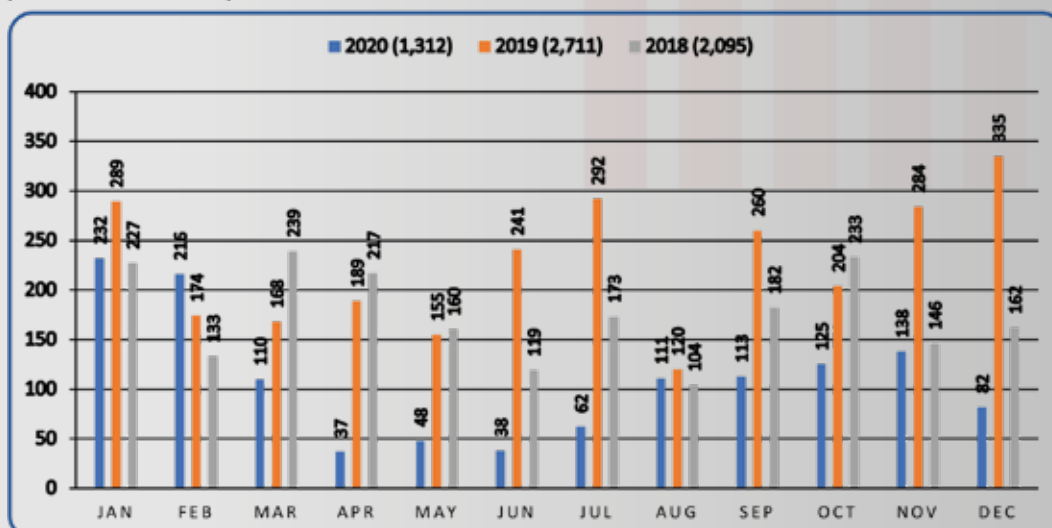
INSPECTIONS:

In 2020, Riyadh MoU performed a total of 1842 inspections. The inspection figure showed an approximate decrease of 42.55% as compared to the 2019 figure of 3206. This decrease was due to global Covid-19 pandemic. Chart 1 has the breakdown per month:



DEFICIENCIES:

In 2020, a total of 1312 deficiencies were reported from 414 inspections with deficiencies. A 51.61% decrease in comparison to 2711 inspections reported in 2019. Safety of Navigation had the highest number of deficiencies with 175 followed by Propulsion and Auxiliary Machinery 173 and Structural Conditions 122:





Detentions:

In 2020 Riyadh MoU region has also witnessed a decrease of 34.78% in the number of inspections by detention from 46 in 2019 to 30 vessels in 2020.

Recapitulation of Riyadh MoU Member Authorities Inspections:

PSC State	Inspections	Inspections with deficiencies	Inspections without deficiencies	Deficiencies (%)	Detentions	Detention (%)
Saudi Arabia	1364	279	1085	20.45%	21	1.54%
United Arab Emirates	281	74	207	26.33%	3	1.07%
Oman	104	39	65	37.50%	3	2.88%
Qatar	63	14	49	22.22%	0	0%
Bahrain	26	6	20	23.08%	1	3.85%
Kuwait	4	2	2	50%	2	50%
	1842	414	1428		30	



SUMMARY OF DEFICIENCIES

CODE	MAJOR CATEGORIES OF DEFICIENCIES	NUMBER	%
1100	Certificate & Documentation - Ship Certificates	101	7.70%
1200	Certificate & Documentation - Crew Certificates	27	2.06%
1300	Certificate & Documentation - Documents	29	2.21%
2100	Structural Conditions	122	9.30%
3100	Water/Weathertight conditions	99	7.55%
4100	Emergency Systems	50	3.81%
5100	Radio Communications	30	2.29%
6100	Cargo operations including equipment	5	0.38%
7100	Fire safety	97	7.39%
8100	Alarms	11	0.84%
9100	Working and Living Conditions - Living Conditions	37	2.82%
9200	Working and Living Conditions - Working Conditions	83	6.33%
10100	Safety of Navigation	175	13.34%
11100	Life-saving appliances	53	4.04%
12100	Dangerous goods	2	0.15%
13100	Propulsion and auxiliary machinery	173	13.19%
14100	Pollution prevention - MARPOL Annex I	54	4.12%
14200	Pollution prevention - MARPOL Annex II	0	0%
14300	Pollution prevention - MARPOL Annex III	1	0.08%
14400	Pollution prevention - MARPOL Annex IV	6	0.46%
14500	Pollution prevention - MARPOL Annex V	21	1.60%
14600	Pollution prevention - MARPOL Annex VI	22	1.68%
14700	Pollution prevention - Anti Fouling	0	0%
14800	Ballast Water Management	0	0%
15100	ISM	75	5.72%
16100	ISPS	39	2.97%
		1312	100%



DETAIL OF INSPECTIONS, DEFICIENCIES, DETENTION / FLAG

Flag	Inspections	Detentions	Inspections with deficiencies	Detention (%)	Inspection (%) with deficiencies
Panama	403	8	81	1.99%	20.10%
Marshall Islands	279	7	61	2.51%	21.86%
Liberia	217	1	38	0.46%	17.51%
Hong Kong, China	157	0	26	0%	16.56%
Singapore	130	0	23	0%	17.69%
Malta	98	0	16	0%	16.33%
Bahamas	66	0	11	0%	16.67%
Greece	28	0	1	0%	3.57%
Norway	28	0	1	0%	3.57%
Antigua and Barbuda	26	1	7	3.85%	26.92%
China	26	0	7	0%	26.92%
Cyprus	26	0	5	0%	19.23%
Korea, Republic of	24	0	5	0%	20.83%
Saint Vincent and the Grenadines	23	2	9	8.70%	39.13%
India	17	0	7	0%	41.18%
Portugal	14	0	3	0%	21.43%
Cayman Islands (UK)	13	0	4	0%	30.77%
Denmark	13	0	0	0%	0%
Tanzania	13	2	13	15.38%	100%
United Kingdom	13	0	2	0%	15.38%
Bahrain	12	0	1	0%	8.33%
Palau	12	1	10	8.33%	83.33%
Barbados	10	0	2	0%	20%
Isle of Man (UK)	10	0	4	0%	40%
Italy	10	0	0	0%	0%
Japan	10	0	1	0%	10%
Philippines	10	0	2	0%	20%
Belize	9	0	7	0%	77.78%
Togo	9	2	8	22.22%	88.89%
Viet Nam	9	0	4	0%	44.44%
Comoros	8	1	6	12.50%	75%
Belgium	7	0	1	0%	14.29%
Netherlands	7	0	1	0%	14.29%
Saudi Arabia	6	0	0	0%	0%
Tuvalu	6	0	3	0%	50%
United States	6	0	4	0%	66.67%
Gibraltar (UK)	5	0	1	0%	20%
Switzerland	5	0	0	0%	0%
Bermuda (UK)	4	0	0	0%	0%
Egypt	4	0	1	0%	25%
Germany	4	0	1	0%	25%
Jordan	4	0	1	0%	25%
Lebanon	4	0	3	0%	75%
Malaysia	4	0	2	0%	50%
Myanmar	4	1	4	25%	100%



DETAIL OF INSPECTIONS, DEFICIENCIES, DETENTION / FLAG

Thailand	4	1	1	25%	25%
Cook Islands	3	0	2	0%	66.67%
Gabon	3	0	2	0%	66.67%
Mauritius	3	0	1	0%	33.33%
Moldova	3	1	2	33.33%	66.67%
Saint Kitts and Nevis	3	0	2	0%	66.67%
Turkey	3	0	2	0%	66.67%
Vanuatu	3	0	1	0%	33.33%
Bangladesh	2	0	2	0%	100%
Cameroon	2	0	1	0%	50%
Ethiopia	2	0	1	0%	50%
Iran	2	1	1	50%	50%
Korea, Democratic People's Republic	2	0	0	0%	0%
Luxembourg	2	0	1	0%	50%
Mongolia	2	0	2	0%	100%
Sierra Leone	2	1	2	50%	100%
Croatia	1	0	1	0%	100%
Dominica	1	0	1	0%	100%
France	1	0	1	0%	100%
Indonesia	1	0	0	0%	0%
Jamaica	1	0	1	0%	100%
Kuwait	1	0	0	0%	0%
Pakistan	1	0	0	0%	0%
Qatar	1	0	0	0%	0%



INSPECTION DATA PER SHIP TYPE

Ship type	Number of Inspections	Inspections with deficiencies	Inspections without deficiencies	Inspections with deficiencies (%)	Detentions	Detentions in (%) of inspection
Bulk carrier	737	167	570	22.66%	10	1.36%
NLS tanker	173	24	149	13.87%	0	0%
Oil tanker	158	23	135	14.56%	1	0.63%
General cargo/multi-purpose ship	157	65	92	41.40%	10	6.37%
Container ship	148	31	117	20.95%	1	0.68%
Ro-Ro cargo ship	96	18	78	18.75%	1	1.04%
Oil tanker/Chemical tanker	89	9	80	10.11%	1	1.12%
Gas carrier	69	8	61	11.59%	0	0%
Chemical tanker	62	14	48	22.58%	3	4.84%
Other types of ship	49	15	34	30.61%	1	2.04%
Offshore service vessel	31	13	18	41.94%	2	6.45%
Vehicle carrier	21	2	19	9.52%	0	0%
Tugboat	19	9	10	47.37%	0	0%
Livestock carrier	13	11	2	84.62%	0	0%
Passenger ship	6	1	5	16.67%	0	0%
Ro-Ro passenger ship	5	1	4	20%	0	0%
Combination carrier	4	1	3	25%	0	0%
Special purpose ship	4	1	3	25%	0	0%
Heavy load carrier	1	1	0	100%	0	0%
	1842	414	1428		30	



INSPECTION DETAILS BY CLASSIFICATION

Classification	Inspections	Detentions	Inspections with deficiencies	Detention (%)	Inspection (%) with deficiencies
DNV GL AS	304	2	52	0.66%	17.11%
Lloyd's Register	251	3	40	1.20%	15.94%
Bureau Veritas	221	3	51	1.36%	23.08%
American Bureau of Shipping	218	3	50	1.38%	22.94%
KOREAN REGISTER	104	0	27	0%	25.96%
China Classification Society	91	0	17	0%	18.68%
RINA Services S.p.A.	47	0	9	0%	19.15%
Indian Register of Shipping	19	0	9	0%	47.37%
Other	18	5	17	27.78%	94.44%
Polski Rejestr Statkow (Polish Register of Shipping)	15	0	8	0%	53.33%
International Register of Shipping	9	0	9	0%	100%
International Naval Surveys Bureau	7	1	7	14.29%	100%
Dromon Bureau of Shipping	6	0	6	0%	100%
Korea Classification Society	6	0	2	0%	33.33%
Vietnam Register	6	0	4	0%	66.67%
Intermaritime Certification Services, S.A.	5	1	4	20%	80%
Phoenix Register of Shipping S.A.	3	1	3	33.33%	100%
Veritas Register of Shipping	3	1	3	33.33%	100%
Columbus American Register	2	0	2	0%	100%
Croatian Register of Shipping	2	0	2	0%	100%
Iranian Classification Society	2	1	1	50%	50%
Macosnar Corporation	2	1	2	50%	100%
Maritime Bureau of Shipping	2	0	2	0%	100%
Russian Maritime Register of Shipping	2	1	1	50%	50%
SingClass International Pte Ltd	2	0	2	0%	100%
Cosmos Marine Bureau Inc.	1	0	0	0%	0%
Hellenic Register of Shipping	1	0	1	0%	100%
Icons Marine Services Pte Ltd	1	0	0	0%	0%
Inspeccion y Clasificacion Maritima	1	0	1	0%	100%
International Ship Classification	1	0	1	0%	100%
Isthmus Bureau of Shipping, S.A.	1	0	1	0%	100%
Panama Maritime Documentation Services	1	1	1	100%	100%
Union Bureau of Shipping	1	0	0	0%	0%






RIYADH MoU MEMBER AUTHORITIES

State of United Arab Emirates

Dr. Saud Al Jenaibi
Director of Marine Inspection Sector

Federal Transport Authority





 Office +971 2 418 2110
 Mobile +971 50 641 4260
 E-mail drsaud@fta.gov.ae



Kingdom of Bahrain

Capt. Mohammed Yusuf Al Merbati
Director of Maritime Safety & Environmental
Protection Directorate

Ministry of Transport & Telecommunications
(MTT)

 Office +973 1733 7919
 Fax +973 1735 9510
 Mobile +973 3315 2531
 E-mail mohamed.almerbati@mtt.gov.bh



Kingdom of Saudi Arabia

Capt. Yousef Mohammed Al Hosan
Director of Control & Inspection Directorate

MAWANI - Saudi Ports Authority

 Office +966 11 408 9617
 Fax +966 11 403 5072
 Mobile +966 55 502 0096
 E-mail y.alhosan@mawani.gov.sa



Sultanate of Oman

Dr. Rashid Mohammed Al Kiyumi
Director General of Maritime Affairs

Ministry of Transport


 Office +968 2468 5901
 Fax +968 2468 5909
 Mobile +968 9934 3949
 E-mail rashid@transport.gov.om



State of Qatar

Capt. Hilal Saad Al Naimi
Director of Marine Regulations Department

Ministry of Transport & Communication



 Office +974 4045 1666
 Fax +974 4437 1109
 Mobile +974 5506 2288
 E-mail hilal.alnaimi@motc.gov.qa



State of Kuwait

Eng. Jamal M Al Kandari
Director of Marine Transport Department

Ministry of Communications

 Mobile +965 6611 4466
 E-mail marinedept@moc.gov.kw



مُدَاكَّة
تَفَاهُتْ
رِيَاذِيَّة

JUNE 2004



**RIYADH MEMORANDUM OF UNDERSTANDING
ON PORT STATE CONTROL**



www.riyadhmu.org