



Riyadh

Memorandum of Understanding on Port State Control

KUWAIT

BAHRAIN

QATAR

UAE

OMAN

SAUDI ARABIA

RED SEA

ARABIAN SEA

Annual Report 2019



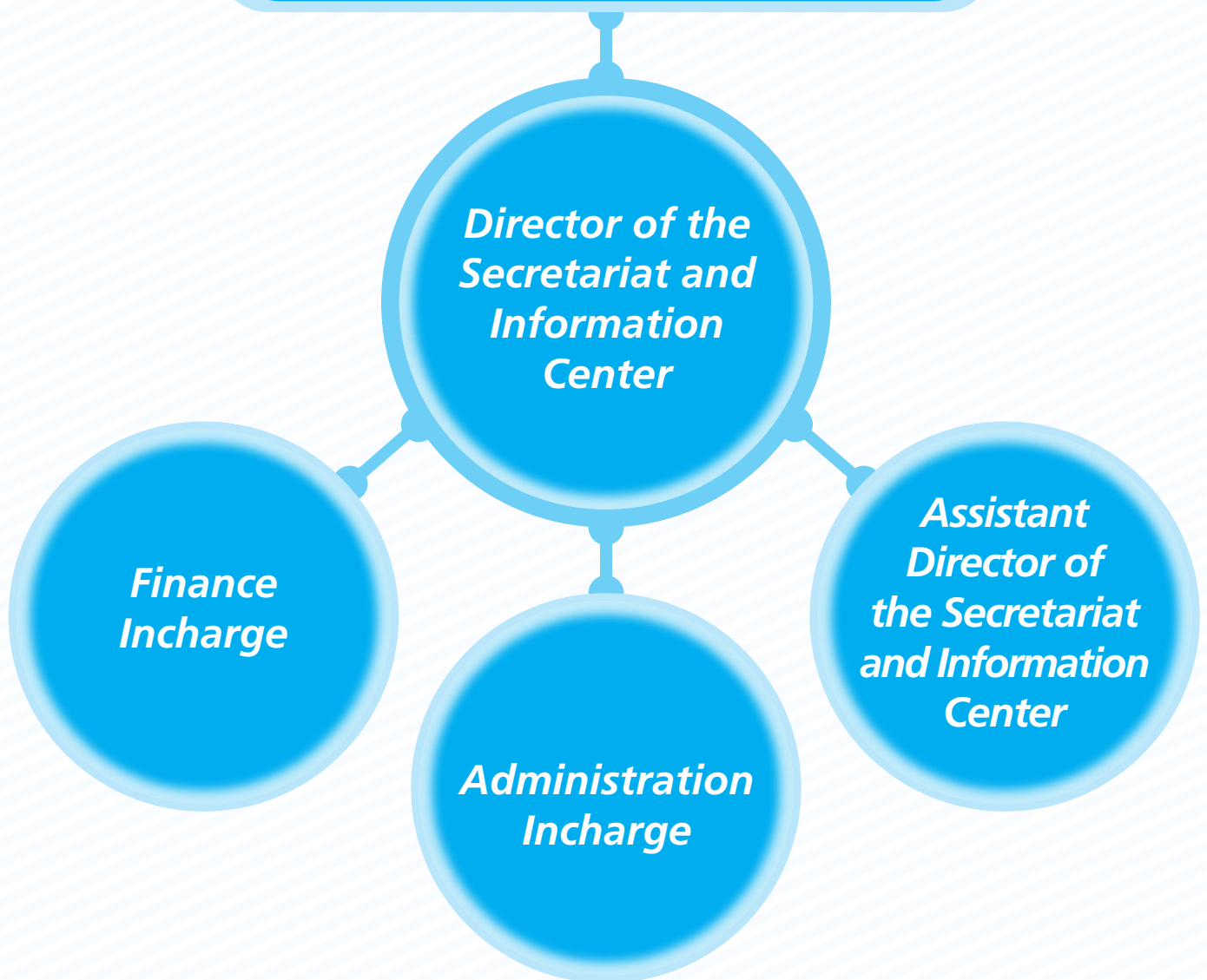
CONTENT

Organizational Chart of Riyadh Memorandum of Understanding	4
Forward	5
Chairman & Director's Message	6
Introduction	8
Riyadh MoU Committee	9
Training Workshops Organized by Riyadh MoU	10
Training Workshops Organized by Regional MoU's	11
Statistics	12
Summary of Deficiencies	14
Detail of Inspections, Deficiencies & Detention per Flag	15
Inspection Data per Ship Type	17
Inspection Details by Classification	18
CIC Report	19
Riyadh MoU Member Authorities	20



ORGANIZATIONAL CHART OF RIYADH MEMORANDUM OF UNDERSTANDING

The Committee



Contact Details

Address: P.O. Box: 1887, Postal Code: 114, Hayy Al Mina, Sultanate of Oman

Email Address: dsecretariat@riyadhmou.org, dinfo@riyadhmou.org

Telephone: +968 24788992, **website:** www.riyadhmou.org



FORWARD

Riyadh Memorandum of Understanding Committee is pleased to present the 2019 report on port State control activities in the Gulf Cooperation Council (GCC) Region.

Since the beginning of Riyadh MoU in 2004, member authorities in the GCC supported the memorandum and made every effort to improve the standard of PSC inspection within the GCC Region. Member authorities to ensure that the GCC Region does not become a safe area for substandard or unseaworthy shipping that increase the risk of serious accidents in the area causing loss of life and maritime environment.

Port State Control is of importance to the Riyadh MoU member authorities due to the importance of the shipping trade and the sensitivity of the Riyadh MoU region to environmental damage. Therefore, Riyadh MoU member authorities are dedicating considerable resources to having an intense port State control program of the highest standard.

This annual report summarizes the port State control development and activities of the Riyadh MoU in 2019, including port State control statistics and analysis which provides the results of inspections carried out by member authorities during the year as well as the Concentrated Inspection Campaign.



CHAIRMAN & DIRECTOR MESSAGE



It is our great pleasure to present the 2019 annual report of the Riyadh Memorandum of Understanding on port State control

This annual report summarizes the inspection which was carried out by the port State control Officers of Riyadh MoU authorities and this information is based on Riyadh MoU Information Center which was entered in 2019.

During 2019, we have seen a slight drop of (0.22%) in the number of inspections conducted by our six member authorities as the total for 2019 was 3207 inspections in comparison to 3214 of the previous year.

Although we had a drop in the number of inspections; we witnessed an increase of 16.12% on the number of inspections with deficiencies as well as an increase of 39.13% in the number of detentions.

With the strengthening in engagement and increased activity within the Riyadh MoU Port State Control when they conducting PSC activity on vessel, we observed an increase of 22.78% in total number of deficiencies recorded in 2019 (2713 deficiencies) in comparison to 2018 (2095 deficiencies).

Safety of Navigation is the major category of deficiency with 396 deficiencies followed by Propulsion and Auxiliary Machinery 266 and Fire Safety 232.

To continuously strive to improve the capability, efficiency and effectiveness of PSC in achieving the MoU's goal of "elimination of substandard shipping in the region"; the following training courses were successfully conducted by the secretariat:



- Workshop on Bridge & Deck Safety Equipment.
- Workshop on SOLAS & CIC Practical Training on Emergency Systems & Procedures.
- Theory & Practical Workshop on Auxiliary Machinery in the Engine Room.

Riyadh SIS Android Mobile application was developed and has gone through four phases of online testing. Currently we are in final test of the full functions of the android app including statistics. Once completed work will commence on the iOS mobile application.

Riyadh MoU's sixteenth annual committee meeting which was held in Muscat, Sultanate of Oman 27 – 29 January 2020 with the attendance of all member authorities. The representatives from the secretariat of the Gulf Cooperation Council (GCC) and Abuja MoU had attended as observers.

During the sixteenth annual committee meeting it was agreed by the committee to conduct a CIC on Stability in General in 2020.

In conclusion, we would like to extend our thanks and appreciation to all the members of the Riyadh Memorandums of Understanding for their blessed efforts and cooperation, which enabled this Memorandum to perform the duties entrusted to it.

Dr. Rashid Mohammed Al Kiyumi

Chairman

Eng. Mohammed bin Shaban Al Zadjali

Director



INTRODUCTION

Since, the establishment of the port State control in this Region, the Riyadh Memorandum of Understanding on port State control in the Gulf Cooperation Council (GCC) region (Riyadh MoU) was signed in June 2004 in Riyadh, Kingdom of Saudi Arabia by six GCC member States (Kingdom of Bahrain, State of Kuwait, Sultanate of Oman, State of Qatar, Kingdom of Saudi Arabia, and the United Arab Emirates).

The annual report of Riyadh MoU on port State control is published under the auspices of the Port State Control Committee of the Riyadh Memorandum of Understanding on port State control.

This 2019 annual report covers port State control activities and the main objective of Riyadh MoU and other regional MoU's is to establish an effective port State control regime within their regions, through cooperation of its members and harmonization of their activities, to eliminate substandard shipping as well as to promote maritime safety, protect and safeguard working and living conditions on board ships and the protection of the marine environment within its jurisdiction.



RIYADH MoU COMMITTEE



THE PARTICIPANTS (MEMBERS & OBSERVERS) DURING RIYADH MoU 17TH PSC COMMITTEE MEETING

17th PSC Committee Meeting of Riyadh MoU on port State control was held in Muscat, Sultanate of Oman from 27 - 29 January 2020 under the chairmanship of Dr. Rashid Mohammed Al Kiyumi - Director General of Maritime Affairs at the Ministry of Transport of the Sultanate of Oman.

The meeting was attended by all member authorities: United Arab Emirates, Bahrain, Saudi Arabia, Oman, Qatar and Kuwait. A representative from the secretariat of the Gulf Cooperation Council and the Secretary General of Abuja MoU had attended as observers.

During the meeting, there were several important topics in discussion such as:

- Status of the Relevant Instruments
- Port State Control activities within Riyadh MoU
- Riyadh Ship Information System update
- Target Factor
- Data exchange
- CIC proposals
- PSCO training
- On-job training with regional MoU's



RIYADH MoU TRAININGS TRAINING/WORKSHOPS ORGANIZED BY RIYADH MoU



WORKSHOP ON AUXILIARY MACHINERY IN THE ENGINE ROOM - SALALAH, SULTANATE OF OMAN

To enhance the capabilities of the PSCO's within the Riyadh MoU region, the Secretariat organized the following training courses and workshops which were approved by the committee members of Riyadh MoU:

- 1 Workshop on Bridge & Deck Safety Equipment was conducted in Kuwait, State of Kuwait at Marina Hotel Kuwait during 16th – 20th June 2019 in coordination with Total Maritime Services LLC (TMS). This training was focused on safety equipment's in the bridge and deck such as navigation, lifesaving appliances & cargo handling.
- 2 Workshop on SOLAS & CIC Practical Training on Emergency Systems & Procedures was conducted in Sohar, Sultanate of Oman at the Radisson Blu Hotel during 15th – 19th September 2019 in coordination with ClassNK. This training was focused on update on SOLAS and focused on emergency systems onboard the vessel. As well as an introduction to MARPOL Annex VI - SOx Regulation.
- 3 Theory & Practical Workshop on Auxiliary Machinery in the Engine Room was conducted in Salalah, Sultanate of Oman at Hilton Salalah Hotel & Port of Salalah during 20th – 24th October 2019 in coordination with Lloyd's Register. This training focused on the main and auxiliary safety equipment in the engine room and their related documents.



TRAINING/WORKSHOPS ORGANIZED BY OTHER MoU's

The Secretariat received several invitations from the International Maritime Organization (IMO) and other regional organizations:

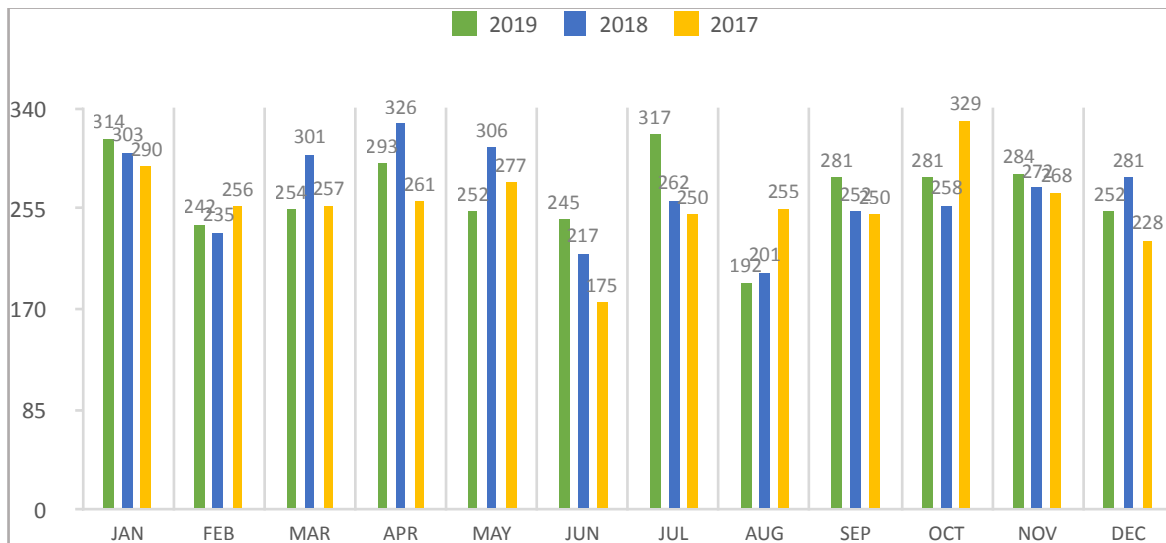
1. 4th Specialized training on the Inspection of Passenger Ships was held in Turku, Finland from 19th to 22nd March 2019.
2. 67th Port State Control Seminar was held in Hamburg, Germany from 18th to 20th June 2019.
3. 9th General Training Course (GTC9) for PSC Officers was held in Yokohama, Japan from 19th August to 13th September 2019.
4. 8th Specialized Training Course (STC8) on STCW was held in Vladivostok, Russia Federation from 24th to 16th September 2019.
5. 68th PSC Seminar was held in The Hague, The Netherlands from 5th to 7th November 2019.
6. 7th Seminar for PSCO's was held in Mahe, Seychelles from 9th to 13th December 2019.



STATISTICS

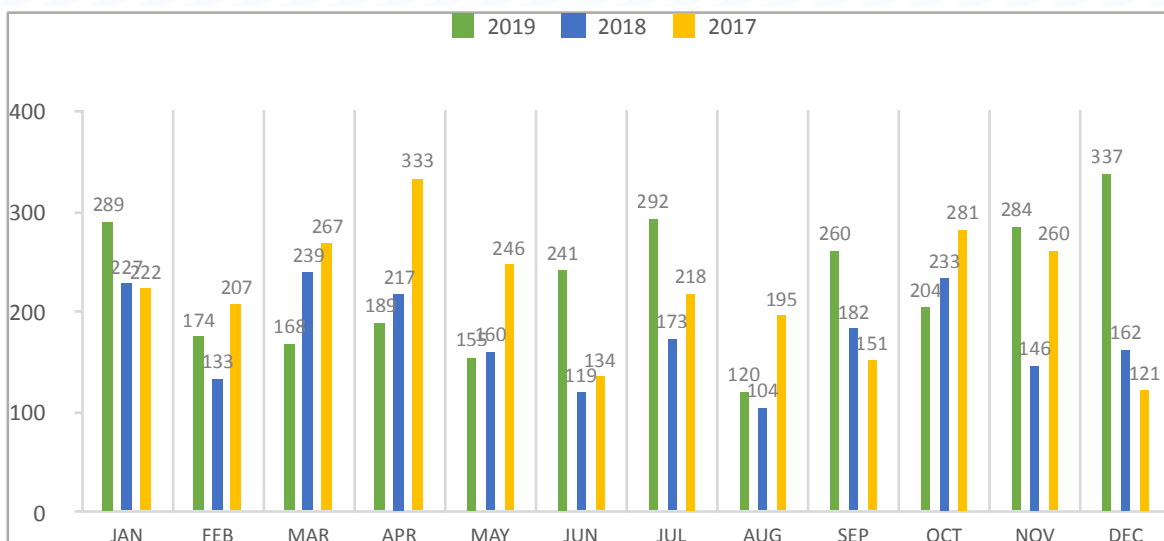
INSPECTIONS:

A total of 3207 inspections were performed in 2019. The inspection figure showed an approximate decrease of 0.22% as compared to the 2018 figure of 3214. Chart 1 has the breakdown per month:



DEFICIENCIES:

In 2019, a total of 2713 deficiencies were reported from 800 inspections with deficiencies. A 22.78% increase in comparison to 2095 inspections reported in 2018. Safety of Navigation had the highest number of deficiencies with 396 followed by Propulsion and Auxiliary Machinery 266 and Fire Safety 232:





Detentions:

In 2019 Riyadh MoU region has also witnessed an increase of 39.13% in the number of inspections by detention from 28 in 2018 to 46 vessels in 2019.

Recapitulation of Riyadh MoU Member Authorities Inspections:

PSC State	Inspections	Inspections with deficiencies	Inspections without deficiencies	Deficiencies (%)	Detentions	Detention (%)
Saudi Arabia	1688	305	1383	18.07%	28	1.66%
United Arab Emirates	823	250	573	30.38%	11	1.34%
Qatar	365	100	265	27.40%	2	0.55%
Oman	300	131	169	43.67%	5	1.67%
Bahrain	30	13	17	43.33%	0	0%
Kuwait	1	1	0	100%	0	0%
	3207	800	2407		46	





SUMMARY OF DEFICIENCIES

CODE	MAJOR CATEGORIES OF DEFICIENCIES	NUMBER	%
1100	Certificate & Documentation - Ship Certificates	182	6.71%
1200	Certificate & Documentation - Crew Certificates	90	3.32%
1300	Certificate & Documentation - Documents	69	2.54%
2100	Structural Conditions	212	7.81%
3100	Water/Weathertight conditions	177	6.52%
4100	Emergency Systems	90	3.32%
5100	Radio Communications	76	2.80%
6100	Cargo operations including equipment	9	0.33%
7100	Fire safety	232	8.55%
8100	Alarms	27	1%
9100	Working and Living Conditions - Living Conditions	55	2.03%
9200	Working and Living Conditions - Working Conditions	183	6.75%
10100	Safety of Navigation	396	14.60%
11100	Lifesaving appliances	208	7.67%
12100	Dangerous goods	7	0.26%
13100	Propulsion and auxiliary machinery	266	9.80%
14100	Pollution prevention - MARPOL Annex I	111	4.09%
14200	Pollution prevention - MARPOL Annex II	1	0.04%
14300	Pollution prevention - MARPOL Annex III	1	0.04%
14400	Pollution prevention - MARPOL Annex IV	19	0.70%
14500	Pollution prevention - MARPOL Annex V	38	1.40%
14600	Pollution prevention - MARPOL Annex VI	17	0.63%
15100	ISM	179	6.60%
16100	ISPS	68	2.51%
		2713	100%



DETAIL OF INSPECTIONS, DEFICIENCIES, DETENTION / FLAG

Flag	Inspections	Detentions	Inspections with deficiencies	Detention (%)	Inspection (%) with deficiencies
Panama	659	8	199	1.21%	30.20%
Marshall Islands	478	1	98	0.21%	20.50%
Liberia	361	5	80	1.39%	22.16%
Singapore	285	2	67	0.70%	23.51%
Hong Kong, China	256	1	43	0.39%	16.80%
Malta	144	0	32	0%	22.22%
Bahamas	121	0	19	0%	15.70%
Saint Vincent and the Grenadines	82	2	21	2.44%	25.61%
Cyprus	65	0	10	0%	15.38%
Antigua and Barbuda	46	1	7	2.17%	15.22%
Greece	44	1	7	2.27%	15.91%
(Cayman Islands (UK	38	0	5	0%	13.16%
United Kingdom	33	0	4	0%	12.12%
China	31	0	9	0%	29.03%
India	30	2	13	6.67%	43.33%
Norway	30	0	4	0%	13.33%
Republic of Korea	26	0	10	0%	38.46%
Japan	24	0	4	0%	16.67%
Netherlands	21	1	7	4.76%	33.33%
Portugal	21	0	6	0%	28.57%
(Isle of Man (UK	19	0	1	0%	5.26%
(NIS (Norway	19	0	4	0%	21.05%
Saint Kitts and Nevis	18	1	9	5.56%	50%
Malaysia	17	0	5	0%	29.41%
Italy	15	0	1	0%	6.67%



Vanuatu	15	0	3	0%	20%
Bahrain	14	0	7	0%	50%
Philippines	14	0	3	0%	21.43%
Palau	13	3	10	23.08%	76.92%
Turkey	13	0	4	0%	30.77%
Tuvalu	13	1	5	7.69%	38.46%
Comoros	12	1	7	8.33%	58.33%
Dominica	12	0	2	0%	16.67%
Saudi Arabia	12	0	3	0%	25%
United States	11	0	6	0%	54.55%
Cook Islands	10	2	5	20%	50%
(DIS (Denmark	10	0	2	0%	20%
Germany	10	0	1	0%	10%
Egypt	9	1	3	11.11%	33.33%
Togo	9	1	8	11.11%	88.89%
Barbados	8	1	3	12.50%	37.50%
Belize	8	1	3	12.50%	37.50%
(Bermuda (UK	8	0	2	0%	25%
Belgium	7	0	1	0%	14.29%
Denmark	7	0	0	0%	0%
Viet Nam	7	0	3	0%	42.86%
France	6	0	0	0%	0%
Kuwait	6	0	2	0%	33.33%
United Republic of Tanzania	6	4	6	66.67%	100%
Mongolia	5	0	5	0%	100%
Thailand	5	0	2	0%	40%
Bangladesh	4	0	3	0%	75%
Ethiopia	4	0	0	0%	0%
(Iran (Islamic Republic of	4	2	4	50%	100%
Myanmar	4	0	4	0%	100%



Qatar	4	0	3	0%	75%
Switzerland	4	0	2	0%	50%
United Arab Emirates	4	0	3	0%	75%
(British Virgin Islands (UK	3	0	2	0%	66.67%
Indonesia	3	0	1	0%	33.33%
Lebanon	3	1	1	33.33%	33.33%
Luxembourg	3	0	1	0%	33.33%
Pakistan	3	0	1	0%	33.33%
Sierra Leone	3	0	2	0%	66.67%
Sudan	3	2	3	66.67%	100%
Croatia	2	0	1	0%	50%
(Gibraltar (UK	2	0	0	0%	0%
Jordan	2	0	1	0%	50%
Russian Federation	2	0	0	0%	0%
Serbia	2	0	0	0%	0%
Sri Lanka	2	0	2	0%	100%
Afghanistan	1	0	1	0%	100%
Cameroon	1	0	1	0%	100%
(CSR (Spain	1	0	1	0%	100%
Democratic People's Rep. of Korea	1	0	0	0%	0%
Dominican Republic	1	0	0	0%	0%
Gabon	1	0	0	0%	0%
(MAR (Portugal	1	0	0	0%	0%
Mauritius	1	0	0	0%	0%
Niue	1	0	0	0%	0%
Oman	1	0	1	0%	100%
Samoa	1	1	1	100%	100%
Spain	1	0	0	0%	0%
Sweden	1	0	0	0%	0%
	3207	46	800		



INSPECTION DATA PER SHIP TYPE

Ship type	Number of Inspections	Inspections with deficiencies	Inspections without deficiencies	Inspections with deficiencies (%)	Detentions	Detentions in (%) of inspection
Bulk carrier	1025	298	727	29.07%	12	1.17%
Oil tanker	416	86	330	20.67%	4	0.96%
Container	272	38	234	13.97%	3	1.10%
NLS tanker	271	61	210	22.51%	1	0.37%
General cargo/ multipurpose	201	75	126	37.31%	11	5.47%
Gas carrier	200	33	167	16.50%	0	0%
Other special activities	185	72	113	38.92%	2	1.08%
Ro-Ro cargo	148	16	132	10.81%	2	1.35%
Oil/Chemical Tanker	133	25	108	18.80%	0	0%
Offshore supply	94	27	67	28.72%	1	1.06%
Chemical tanker	80	16	64	20%	0	0%
Tug	69	27	42	39.13%	4	5.80%
Vehicle carrier	30	1	29	3.33%	0	0%
Passenger ship	17	1	16	5.88%	0	0%
Special purpose ship	16	8	8	50%	1	6.25%
MODU & FPSO	11	2	9	18.18%	0	0%
Ro-Ro passenger ship	11	6	5	54.55%	3	27.27%
Dredger	7	0	7	0%	0	0%
Livestock carrier	7	5	2	71.43%	1	14.29%
Heavy load	5	2	3	40%	1	20%
Combination carrier	3	0	3	0%	0	0%
Hopper dredger	3	0	3	0%	0	0%
High speed passenger craft	1	0	1	0%	0	0%
Pipe laying vessel	1	1	0	100%	0	0%
Pleasure yacht not engaged in trade	1	0	1	0%	0	0%
	3207	800	2407		46	



INSPECTION DETAILS BY CLASSIFICATION

Classification	Inspections	Detentions	Inspections with deficiencies	Detention (%)	Inspection (%) with deficiencies
Nippon Kaiji Kyokai	738	9	158	1.22%	21.41%
DNV GL AS	538	3	107	0.64%	67.13%
American Bureau of Shipping	513	1	121	0.19%	23.59%
Lloyd's Register	469	3	96	0.64%	20.47%
Bureau Veritas	439	7	145	1.59%	33.03%
KOREAN REGISTER	165	1	33	0.61%	20%
China Classification Society	119	1	25	0.84%	21.01%
Registro Italiano Navale	88	1	23	1.14%	26.14%
Indian Register of Shipping	35	2	19	5.71%	54.29%
Polski Rejestr Statkow (Polish Register of Shipping)	11	1	10	9.09%	90.91%
Korea Classification Society	9	0	3	0%	33.33%
International Register of Shipping	8	0	7	0%	87.50%
[Other]	6	3	5	50%	83.33%
Croatian Register of Shipping	5	0	4	0%	80%
Intermaritime Certification Services, ICS Class	5	0	5	0%	100%
Russian Maritime Register of Shipping	5	1	2	20%	40%
Dromon Bureau of Shipping	4	2	3	50%	75%
International Naval Surveys Bureau	3	1	1	33.33%	33.33%
Iranian Classification Society	3	2	3	66.67%	100%
New United Marine Services LT	3	0	0	0%	0%
SingClass International	3	0	3	0%	100%
Vietnam Register	3	0	1	0%	33.33%
[Unknown]	3	1	2	33.33%	66.67%
Cosmos Marine Bureau Inc.	2	0	2	0%	100%
Isthmus Bureau of Shipping	2	0	2	0%	100%
Maritime Lloyd	2	0	2	0%	100%
National Cargo Bureau Inc.	2	0	1	0%	50%



Panama Bureau of Shipping	2	1	2	50%	100%
Phoenix Register of Shipping S.A.	2	1	1	50%	50%
Rinave - Registro Internacional Naval, S.A.	2	0	1	0%	50%
Union Bureau of Shipping	2	0	2	0%	100%
American Register of Shipping	1	0	0	0%	0%
China Corporation Register of Shipping	1	0	0	0%	0%
Columbus American Register	1	0	1	0%	100%
Emirates Classification Society TASNEEF	1	0	0	0%	0%
Hellenic Register of Shipping	1	1	1	100%	100%
Inter Tek Maritime Bureau	1	1	1	100%	100%
International Ship Classification	1	0	1	0%	100%
Maritime Bureau of Shipping	1	0	1	0%	100%
Maritime Inspection Corporation	1	0	1	0%	100%
National Shipping Adjuster Inc.	1	0	1	0%	100%
Overseas Marine Certification Service, Inc.	1	0	1	0%	100%
PT Biro Klasifikasi Indonesia	1	0	0	0%	0%
Registro Internacional Naval, S.A.	1	0	0	0%	0%
Sing Lloyd	1	1	1	100%	100%
Venezuelan Register of Shipping	1	1	1	100%	100%
[No class]	1	1	1	100%	100%
	3207	46	800		



CONCENTRATED INSPECTION CAMPAIGN

The Riyadh MoU on port State control carried out a Concentrated Inspection Campaign (CIC) on Emergency Systems & Procedures between 1st September and 30th November 2019.

During the campaign, the focus was on compliance with the SOLAS Chapter II-1 requirements on inspected ships.

A total of 505 inspections were carried out with the CIC questionnaire.

#	Member Authority	Number of inspections	Total Percentage
1	Saudi Arabia	272	53.86%
2	United Arab Emirates	139	27.52%
3	Qatar	43	8.51%
4	Oman	42	8.32%
5	Bahrain	9	1.78%
6	Kuwait	0	0.00%
	TOTAL	505	100.00%



RIYADH MoU MEMBER AUTHORITIES



State of United Arab Emirates

Dr. Saud Al Jenaibi
Director of Marine Inspection Sector
Federal Transport Authority
Office + 971 2 4182110
Mobile + 971 50 6414260
E-mail: drsaud@fta.gov.ae



Kingdom of Bahrain

Capt. Mohammed Yusuf Al Merbati
Director of Maritime Safety &
Environmental Protection Directorate
Ministry of Transport &
Telecommunications (MTT)
Office +973 17337919
Fax +973 17359510
Mobile +973 3315 2531
E-mail: mohamed.almerbati@mtt.gov.bh



Kingdom of Saudi Arabia

Capt. Yousef Mohammed Al Hosan
Director of Control & Inspection
MAWANI - Saudi Ports Authority
Office +966 11 404 9617
Fax +966 11 403 5072
Mobile +966 56 502 0096
E-mail: y.alhosan@mawani.gov.sa



Sultanate of Oman

Dr. Rashid Mohammed Al Kiyumi
Director General of Maritime Affairs
Ministry of Transport & Communications
Office +968 24685901
Fax +968 24685909
Mobile +968 9934 3949
E-mail: rashid@transport.gov.om



State of Qatar

Capt. Hilal Saad Al Naimi
Director of Marine Regulations
Department
Ministry of Transport & Communication
Office +974 40451666
Fax +974 44371109
Mobile +974 55062288
E-mail: hilal.alnaimi@motc.gov.qa



State of Kuwait

1. Eng. Jamal M Al Kandari
Director of Marine Transport Department
Ministry of Communication
Mobile +965 66114466
E-mail: marinedept@moc.gov.kw



